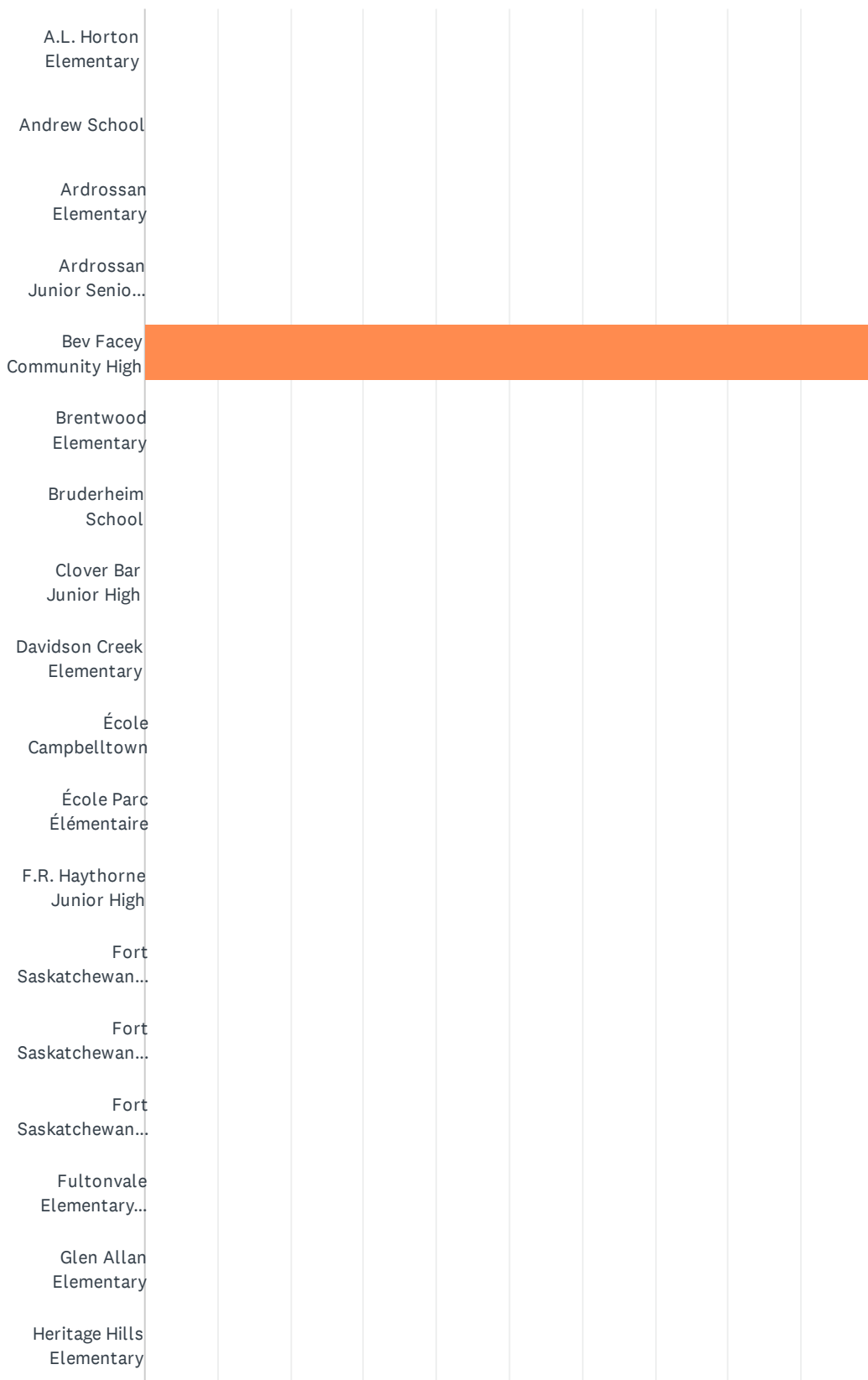



Q1 What school does your child currently attend? For out-of-school learners, what is your child's home school?

Answered: 287 Skipped: 0



EIPS Parent Survey 2020-21



EIPS Parent Survey 2020-21

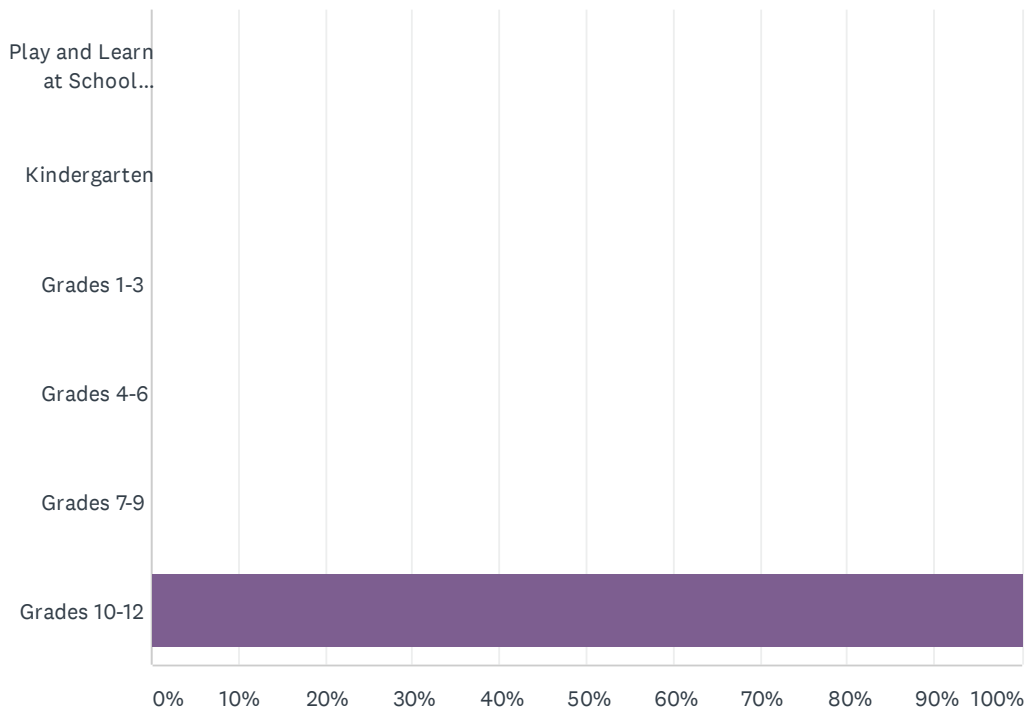
ANSWER CHOICES	RESPONSES	
A.L. Horton Elementary	0.00%	0
Andrew School	0.00%	0
Ardrossan Elementary	0.00%	0
Ardrossan Junior Senior High	0.00%	0
Bev Facey Community High	100.00%	287
Brentwood Elementary	0.00%	0
Bruderheim School	0.00%	0
Clover Bar Junior High	0.00%	0
Davidson Creek Elementary	0.00%	0
École Campbelltown	0.00%	0
École Parc Élémentaire	0.00%	0
F.R. Haythorne Junior High	0.00%	0
Fort Saskatchewan Christian	0.00%	0
Fort Saskatchewan Elementary	0.00%	0
Fort Saskatchewan High	0.00%	0
Fultonvale Elementary Junior High	0.00%	0
Glen Allan Elementary	0.00%	0
Heritage Hills Elementary	0.00%	0
James Mowat Elementary	0.00%	0
Lakeland Ridge	0.00%	0
Lamont Elementary	0.00%	0
Lamont High	0.00%	0
Mills Haven Elementary	0.00%	0
Mundare School	0.00%	0
Next Step/Outreach	0.00%	0
Pine Street Elementary	0.00%	0
Rudolph Hennig Junior High	0.00%	0
Salisbury Composite High	0.00%	0
Sherwood Heights Junior High	0.00%	0
SouthPointe School	0.00%	0
Strathcona Christian Academy Elementary	0.00%	0
Strathcona Christian Academy Secondary	0.00%	0
Uncas Elementary	0.00%	0

EIPS Parent Survey 2020-21

Vegreville Composite High	0.00%	0
Wes Hosford Elementary	0.00%	0
Westboro Elementary	0.00%	0
Win Ferguson Elementary	0.00%	0
Woodbridge Farms Elementary	0.00%	0
TOTAL		287

Q2 What grade is your child currently in?

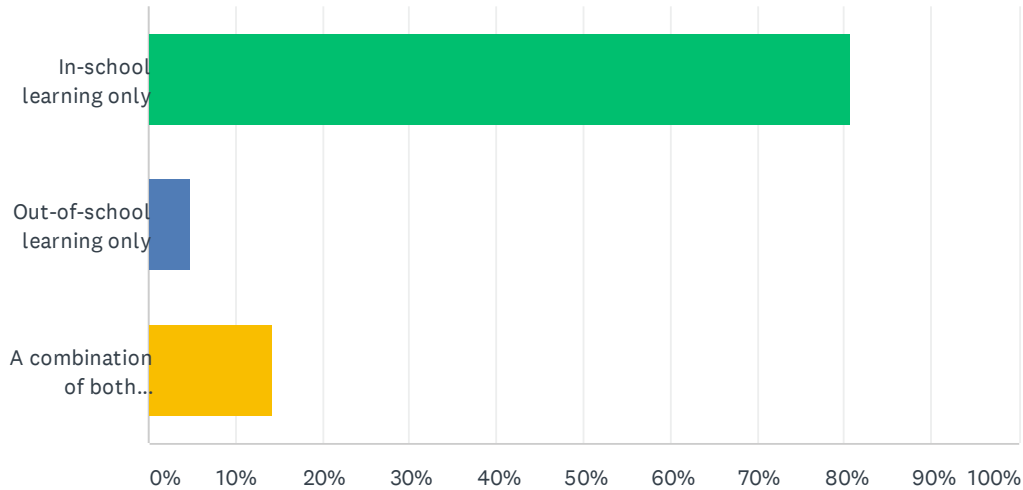
Answered: 287 Skipped: 0



ANSWER CHOICES	RESPONSES	
Play and Learn at School (PALS)	0.00%	0
Kindergarten	0.00%	0
Grades 1-3	0.00%	0
Grades 4-6	0.00%	0
Grades 7-9	0.00%	0
Grades 10-12	100.00%	287
TOTAL		287

Q3 A number of times this year, you could choose in-school or out-of-school learning for your child. What type of learning did you choose for you child this year?When answering this question, disregard the requirement to move to out-of-school learning when mandated by the Government of Alberta or if your child was required to temporarily self-isolate after being identified as a close contact of a confirmed case of COVID-19.

Answered: 287 Skipped: 0



ANSWER CHOICES	RESPONSES	
In-school learning only	80.84%	232
Out-of-school learning only	4.88%	14
A combination of both in-school and out-of-school learning	14.29%	41
TOTAL		287

Q4 As a result of being in the Play and Learn at School (PALS) program, my child's demonstrating growth in their development.

Answered: 0 Skipped: 287

 No matching responses.

ANSWER CHOICES	RESPONSES
Strongly agree	0.00% 0
Agree	0.00% 0
Disagree	0.00% 0
Strongly disagree	0.00% 0
Don't know	0.00% 0
TOTAL	0

Q5 As a result of being in the Kindergarten program, my child's becoming ready to enter Grade 1.

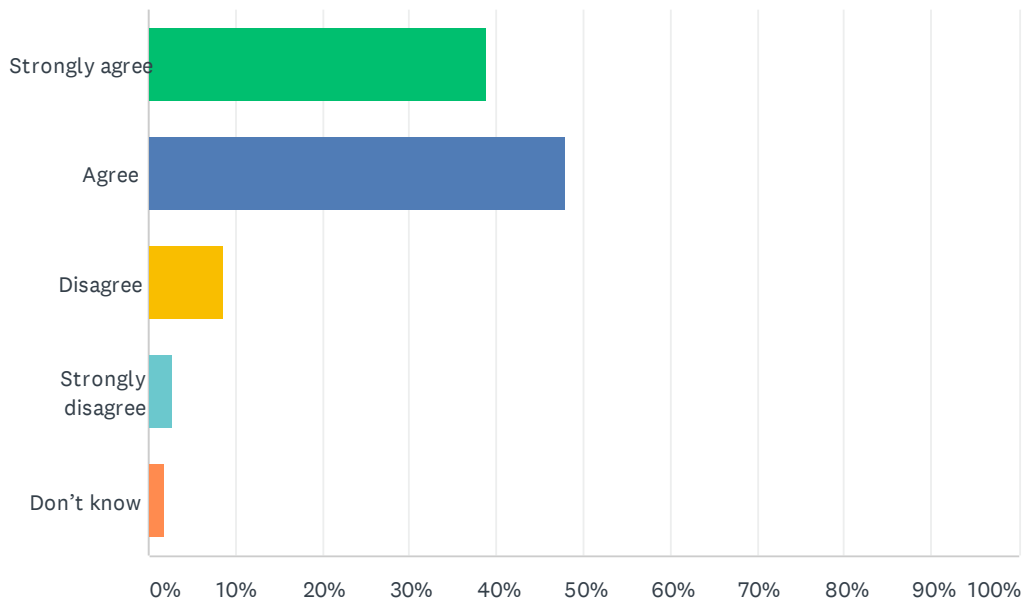
Answered: 0 Skipped: 287

 No matching responses.

ANSWER CHOICES	RESPONSES
Strongly agree	0.00% 0
Agree	0.00% 0
Disagree	0.00% 0
Strongly disagree	0.00% 0
Don't know	0.00% 0
TOTAL	0

Q6 My child's individual needs are met.

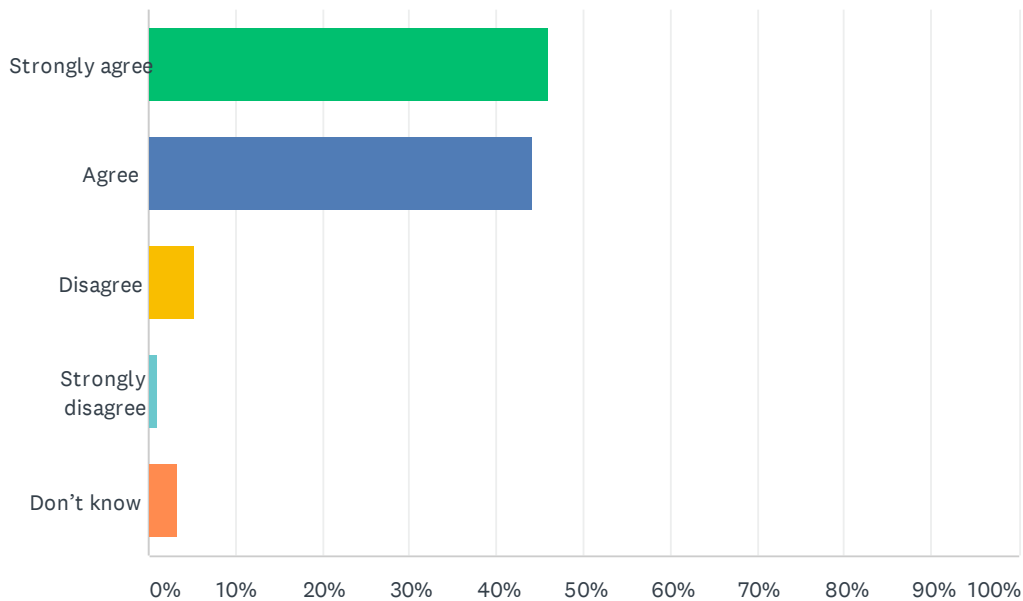
Answered: 267 Skipped: 20



ANSWER CHOICES	RESPONSES	
Strongly agree	38.95%	104
Agree	47.94%	128
Disagree	8.61%	23
Strongly disagree	2.62%	7
Don't know	1.87%	5
TOTAL		267

Q7 My child's encouraged to do their best.

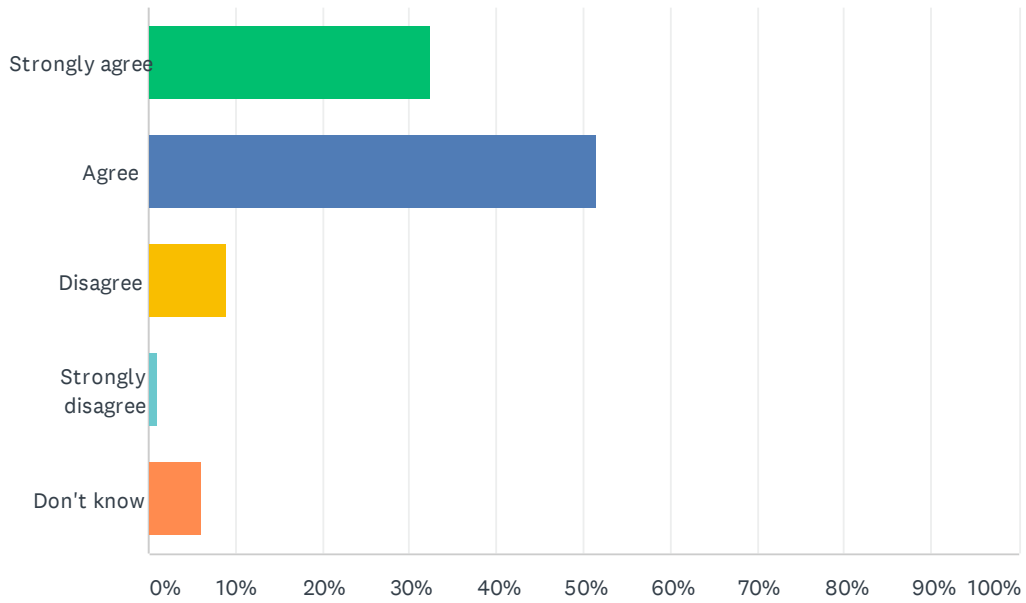
Answered: 267 Skipped: 20



ANSWER CHOICES	RESPONSES	
Strongly agree	46.07%	123
Agree	44.19%	118
Disagree	5.24%	14
Strongly disagree	1.12%	3
Don't know	3.37%	9
TOTAL		267

Q8 My child's demonstrating growth in literacy.

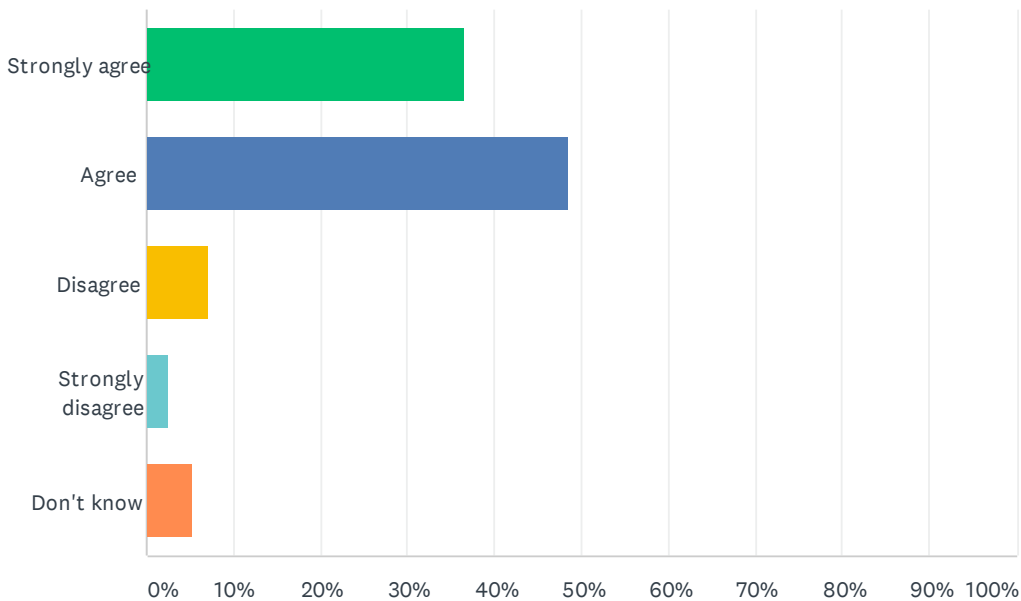
Answered: 268 Skipped: 19



ANSWER CHOICES	RESPONSES	
Strongly agree	32.46%	87
Agree	51.49%	138
Disagree	8.96%	24
Strongly disagree	1.12%	3
Don't know	5.97%	16
TOTAL		268

Q9 My child's demonstrating growth in numeracy.

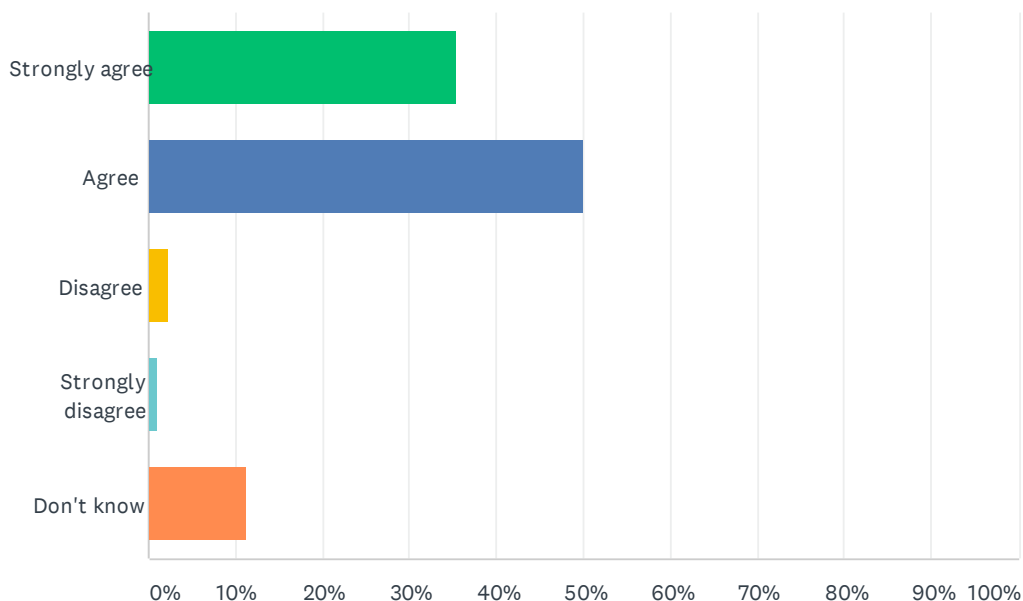
Answered: 268 Skipped: 19



ANSWER CHOICES	RESPONSES	
Strongly agree	36.57%	98
Agree	48.51%	130
Disagree	7.09%	19
Strongly disagree	2.61%	7
Don't know	5.22%	14
TOTAL		268

Q10 My child has an understanding of First Nations, Métis and Inuit culture and history.

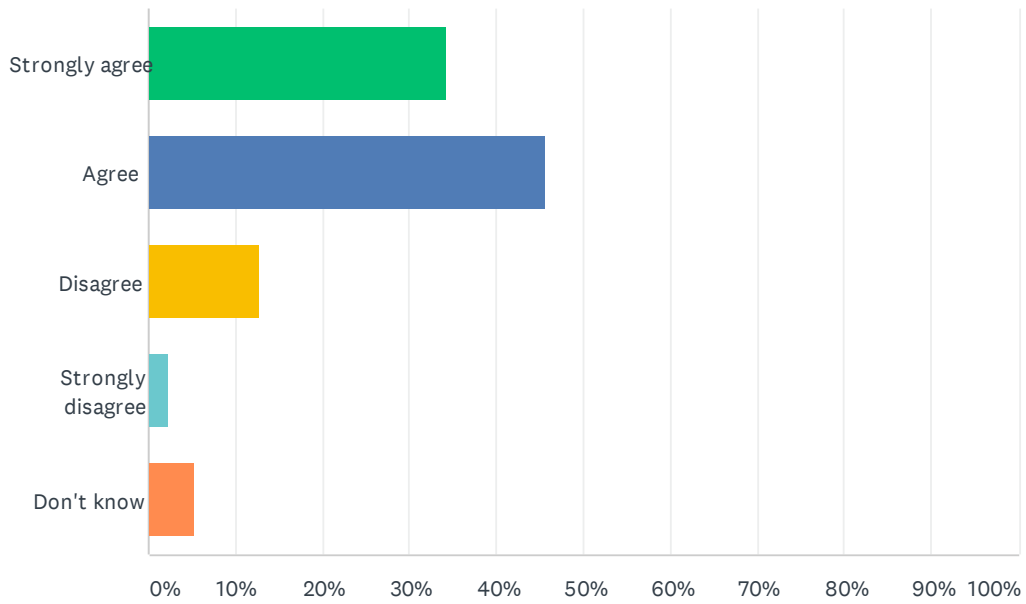
Answered: 268 Skipped: 19



ANSWER CHOICES	RESPONSES	
Strongly agree	35.45%	95
Agree	50.00%	134
Disagree	2.24%	6
Strongly disagree	1.12%	3
Don't know	11.19%	30
TOTAL		268

Q11 My child's learning the knowledge, skills and attitudes necessary to be successful in life.

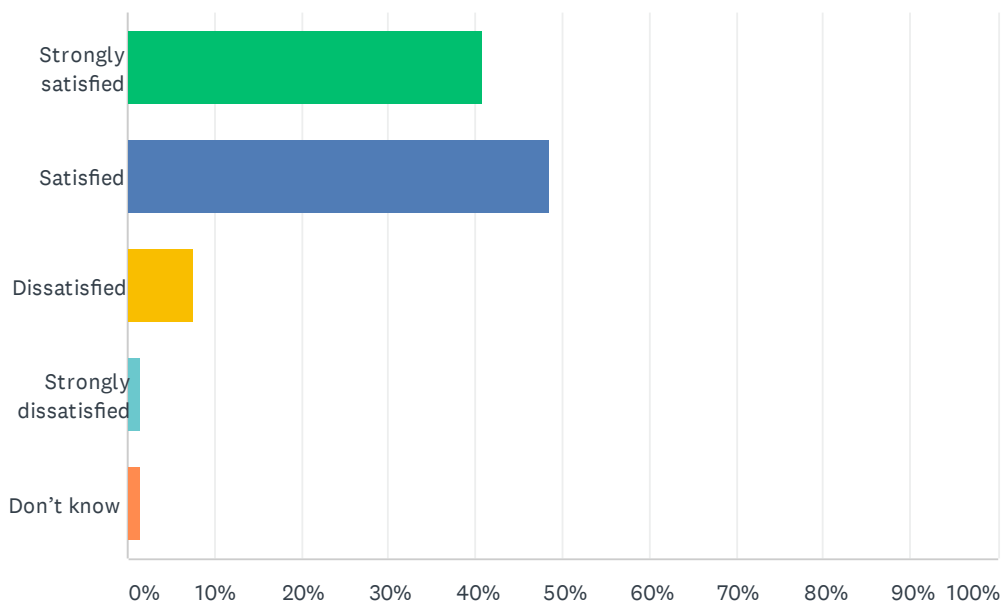
Answered: 268 Skipped: 19



ANSWER CHOICES	RESPONSES	
Strongly agree	34.33%	92
Agree	45.52%	122
Disagree	12.69%	34
Strongly disagree	2.24%	6
Don't know	5.22%	14
TOTAL		268

Q12 How satisfied are you with the quality of education your child's receiving at school?

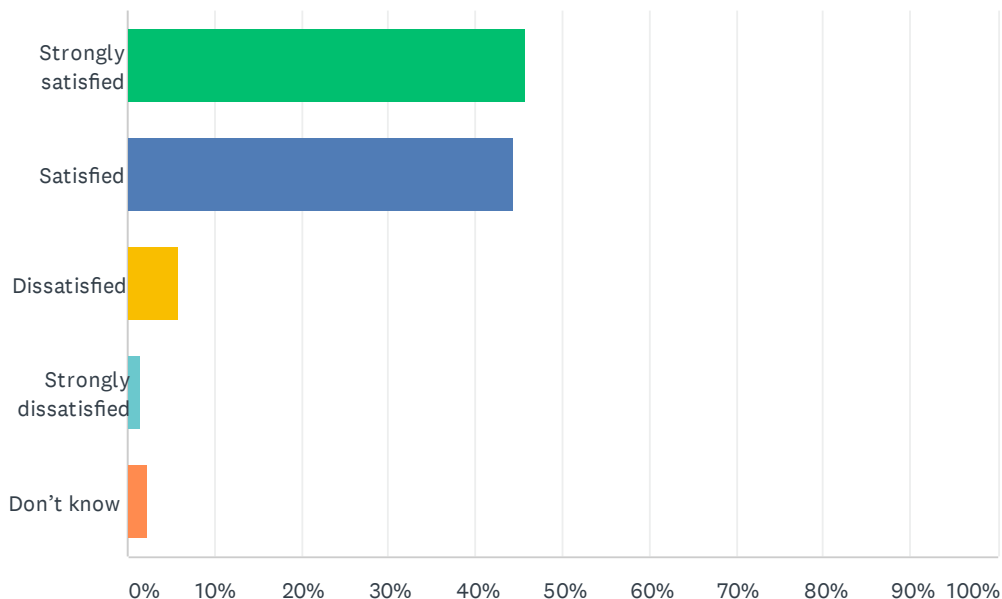
Answered: 255 Skipped: 32



ANSWER CHOICES	RESPONSES	
Strongly satisfied	40.78%	104
Satisfied	48.63%	124
Dissatisfied	7.45%	19
Strongly dissatisfied	1.57%	4
Don't know	1.57%	4
TOTAL		255

Q13 How satisfied are you with the quality of teaching at your child's school?

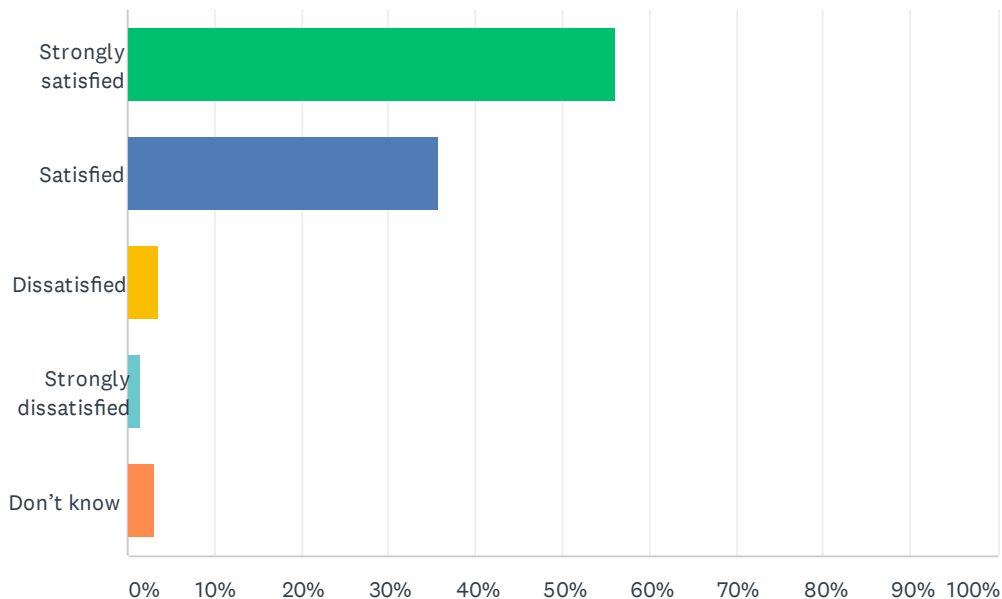
Answered: 255 Skipped: 32



ANSWER CHOICES	RESPONSES	
Strongly satisfied	45.88%	117
Satisfied	44.31%	113
Dissatisfied	5.88%	15
Strongly dissatisfied	1.57%	4
Don't know	2.35%	6
TOTAL		255

Q14 How satisfied are you with the leadership at your child's school?

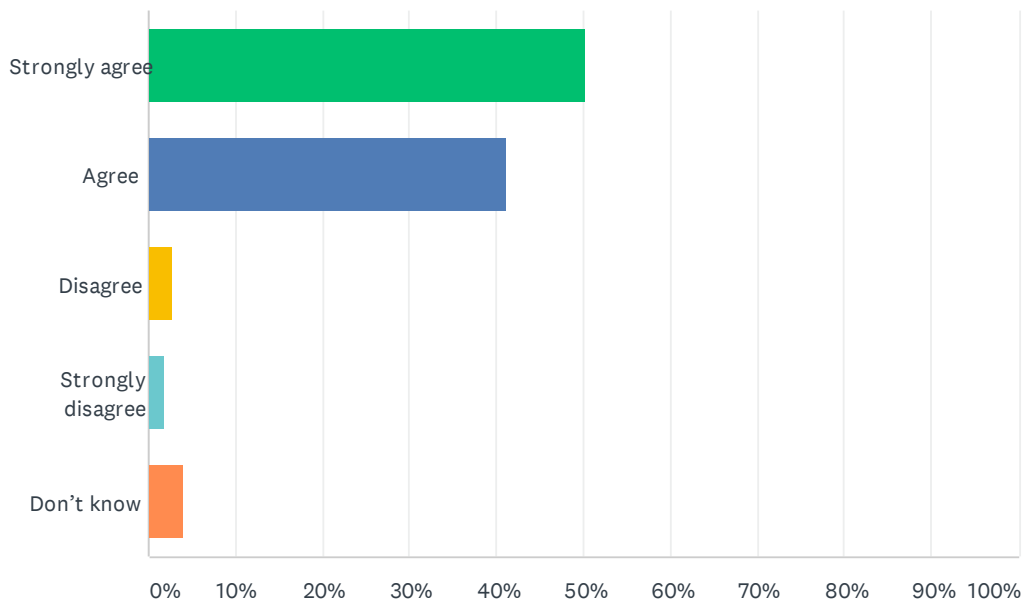
Answered: 255 Skipped: 32



ANSWER CHOICES	RESPONSES	
Strongly satisfied	56.08%	143
Satisfied	35.69%	91
Dissatisfied	3.53%	9
Strongly dissatisfied	1.57%	4
Don't know	3.14%	8
TOTAL		255

Q15 My child’s school encourages my child to be a responsible, respectful and engaged citizen.

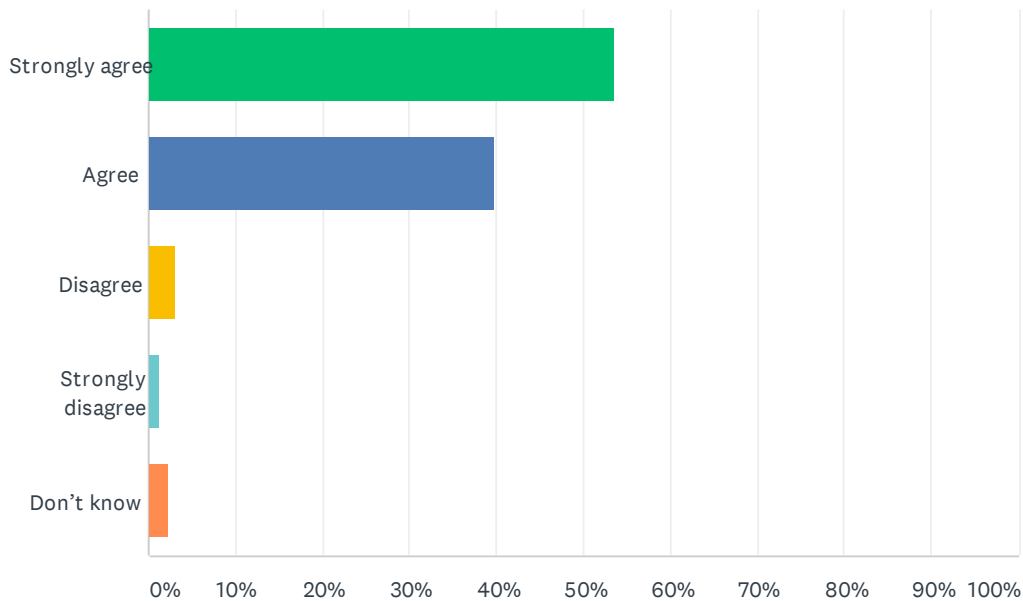
Answered: 255 Skipped: 32



ANSWER CHOICES	RESPONSES	
Strongly agree	50.20%	128
Agree	41.18%	105
Disagree	2.75%	7
Strongly disagree	1.96%	5
Don't know	3.92%	10
TOTAL		255

Q16 School staff care about my child.

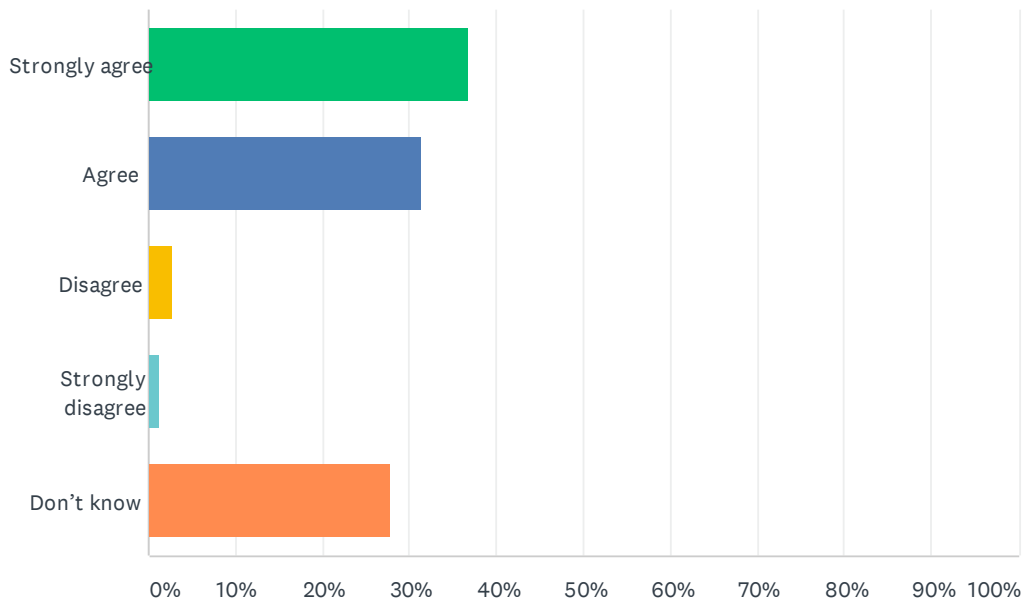
Answered: 254 Skipped: 33



ANSWER CHOICES	RESPONSES	
Strongly agree	53.54%	136
Agree	39.76%	101
Disagree	3.15%	8
Strongly disagree	1.18%	3
Don't know	2.36%	6
TOTAL		254

Q17 My child's school handles discipline fairly and reasonably.

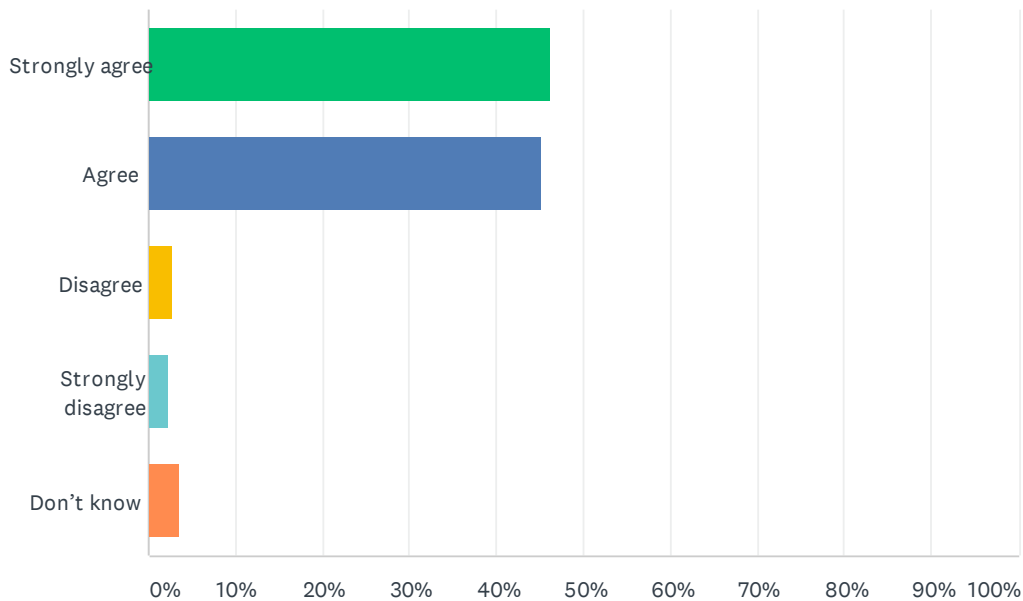
Answered: 255 Skipped: 32



ANSWER CHOICES	RESPONSES	
Strongly agree	36.86%	94
Agree	31.37%	80
Disagree	2.75%	7
Strongly disagree	1.18%	3
Don't know	27.84%	71
TOTAL		255

Q18 My child's school is safe.

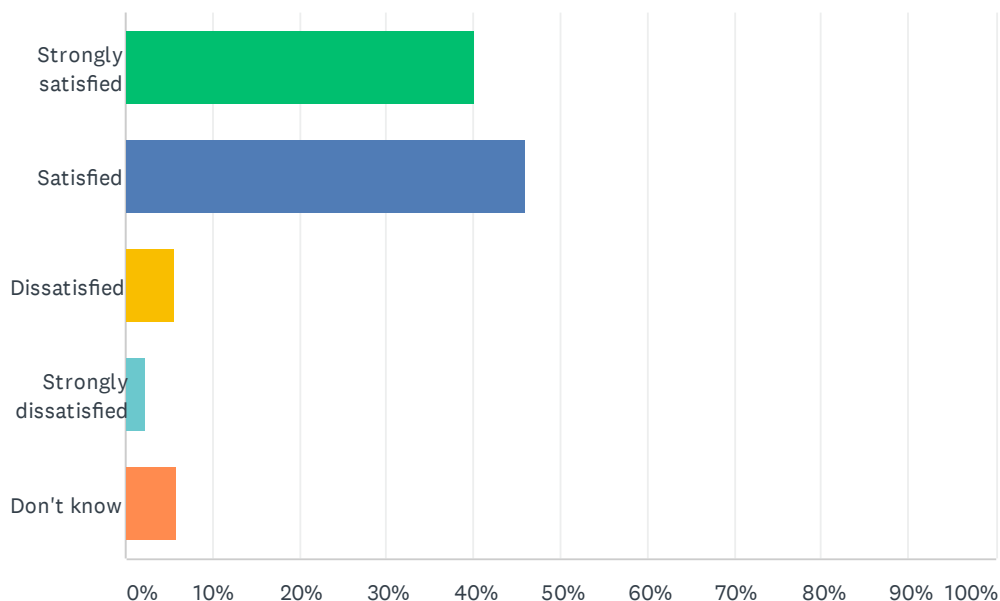
Answered: 255 Skipped: 32



ANSWER CHOICES	RESPONSES	
Strongly agree	46.27%	118
Agree	45.10%	115
Disagree	2.75%	7
Strongly disagree	2.35%	6
Don't know	3.53%	9
TOTAL		255

Q19 How satisfied are you with the resources available to support your child's learning?

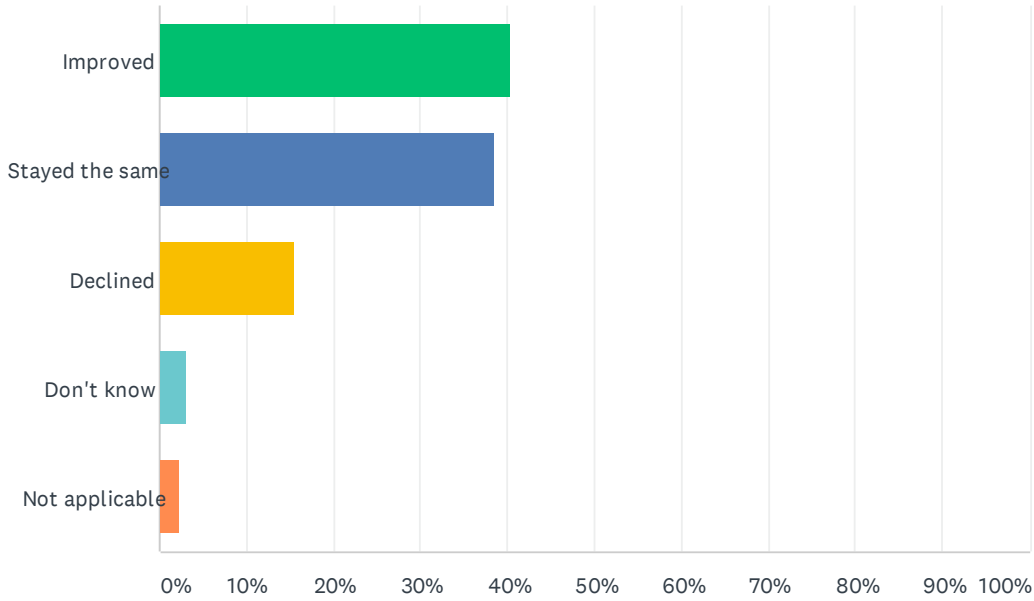
Answered: 252 Skipped: 35



ANSWER CHOICES	RESPONSES	
Strongly satisfied	40.08%	101
Satisfied	46.03%	116
Dissatisfied	5.56%	14
Strongly dissatisfied	2.38%	6
Don't know	5.95%	15
TOTAL		252

Q20 In your opinion, has the quality of education your child experienced improved, stayed the same or declined in the past three years?

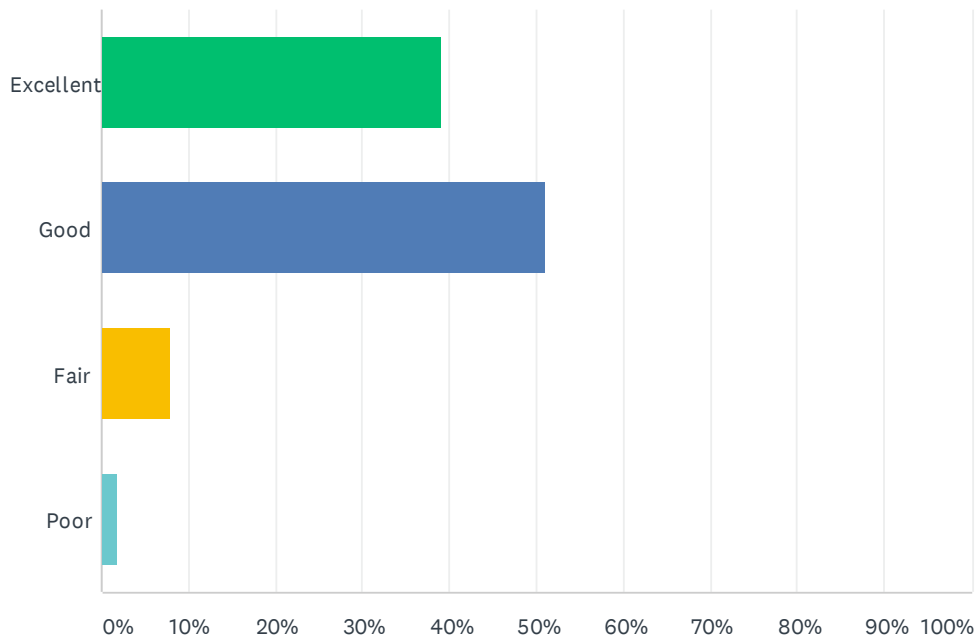
Answered: 252 Skipped: 35



ANSWER CHOICES	RESPONSES	
Improved	40.48%	102
Stayed the same	38.49%	97
Declined	15.48%	39
Don't know	3.17%	8
Not applicable	2.38%	6
TOTAL		252

Q21 How do you rate the physical condition of your child's school?

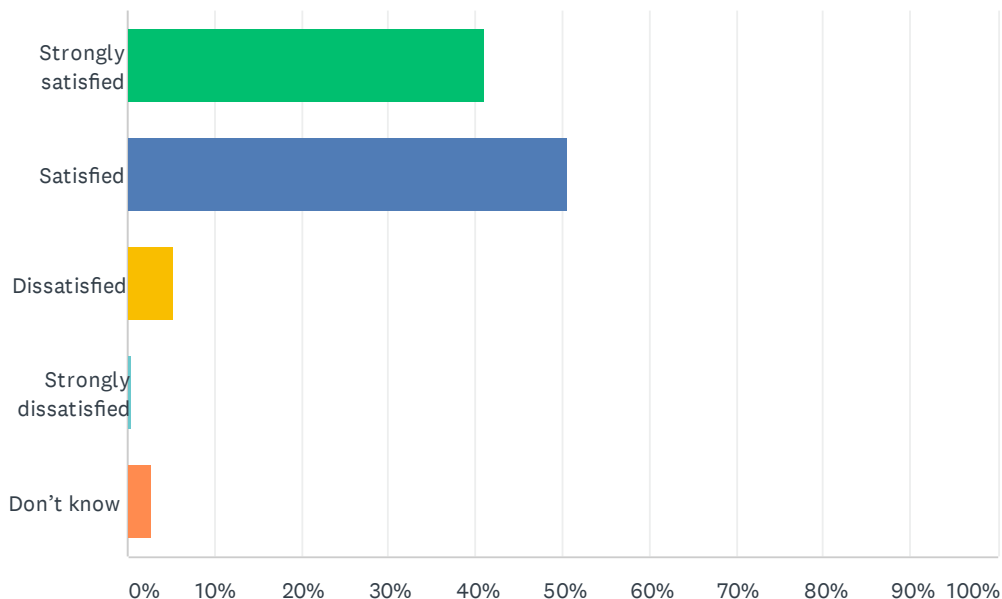
Answered: 253 Skipped: 34



ANSWER CHOICES	RESPONSES	
Excellent	39.13%	99
Good	50.99%	129
Fair	7.91%	20
Poor	1.98%	5
TOTAL		253

Q22 How satisfied are you with the opportunities provided to be involved in your child's education?

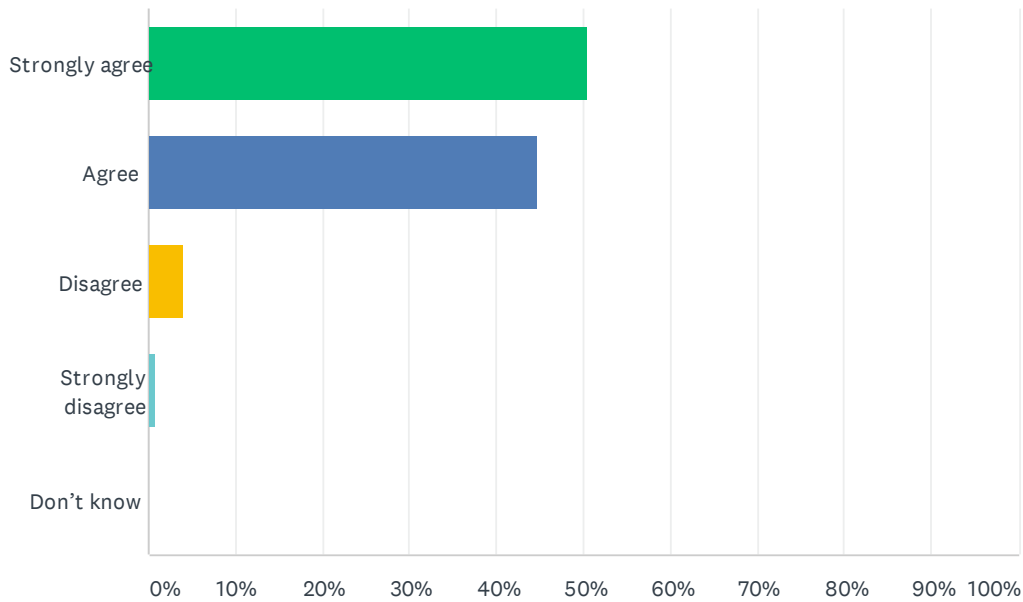
Answered: 249 Skipped: 38



ANSWER CHOICES	RESPONSES	
Strongly satisfied	40.96%	102
Satisfied	50.60%	126
Dissatisfied	5.22%	13
Strongly dissatisfied	0.40%	1
Don't know	2.81%	7
TOTAL		249

Q23 The school keeps me informed about my child's progress and achievement.

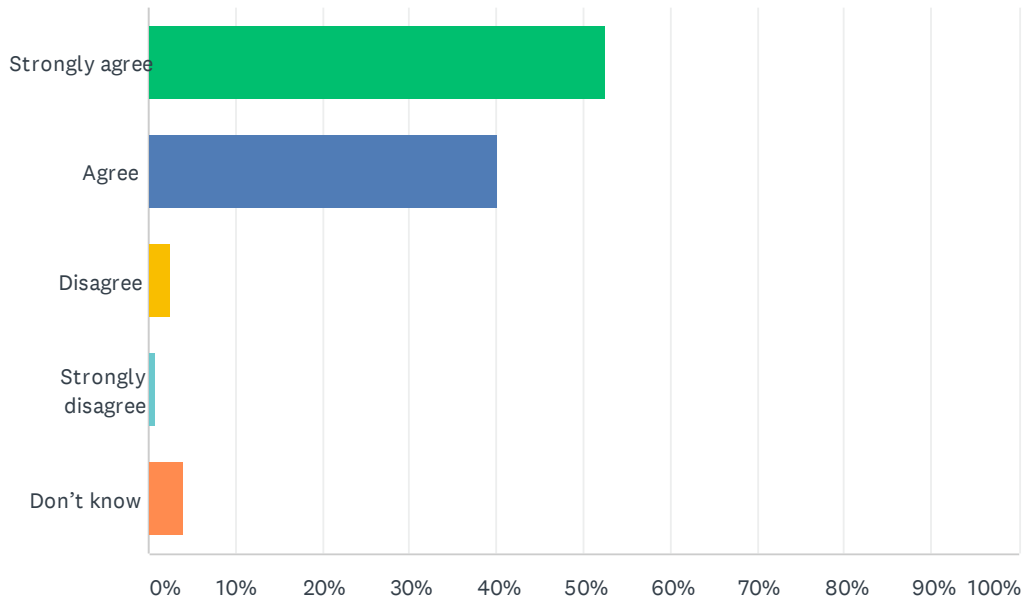
Answered: 250 Skipped: 37



ANSWER CHOICES	RESPONSES	
Strongly agree	50.40%	126
Agree	44.80%	112
Disagree	4.00%	10
Strongly disagree	0.80%	2
Don't know	0.00%	0
TOTAL		250

Q24 There is open and honest communication within my child's school.

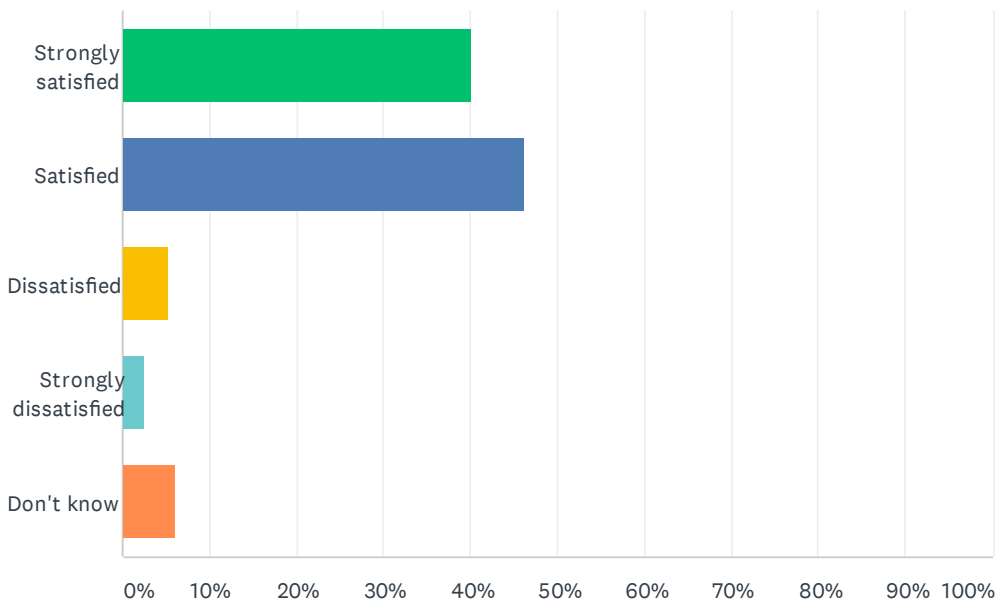
Answered: 249 Skipped: 38



ANSWER CHOICES	RESPONSES	
Strongly agree	52.61%	131
Agree	40.16%	100
Disagree	2.41%	6
Strongly disagree	0.80%	2
Don't know	4.02%	10
TOTAL		249

Q25 How satisfied are you with the Division’s commitment to engaging families in matters that affect public education?

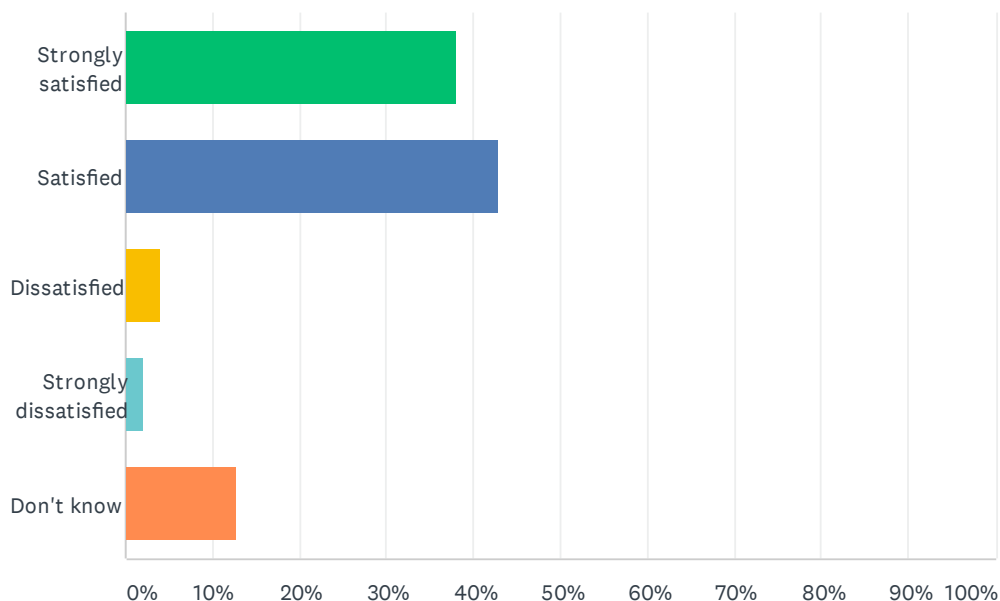
Answered: 249 Skipped: 38



ANSWER CHOICES	RESPONSES	
Strongly satisfied	40.16%	100
Satisfied	46.18%	115
Dissatisfied	5.22%	13
Strongly dissatisfied	2.41%	6
Don't know	6.02%	15
TOTAL		249

Q26 How satisfied are you with the Division’s commitment to advocating for public education?

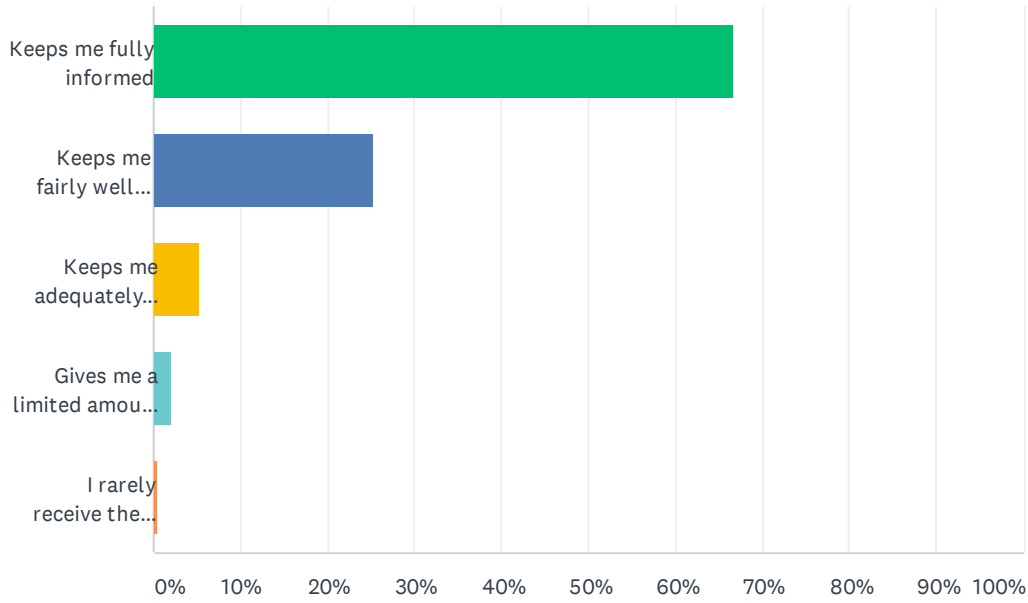
Answered: 249 Skipped: 38



ANSWER CHOICES	RESPONSES	
Strongly satisfied	38.15%	95
Satisfied	42.97%	107
Dissatisfied	4.02%	10
Strongly dissatisfied	2.01%	5
Don't know	12.85%	32
TOTAL		249

Q27 Elk Island Public Schools appreciates the opportunity to stay connected with parents about news, activities, programs and other matters of importance. What is your impression of the communication you receive from your child's school?

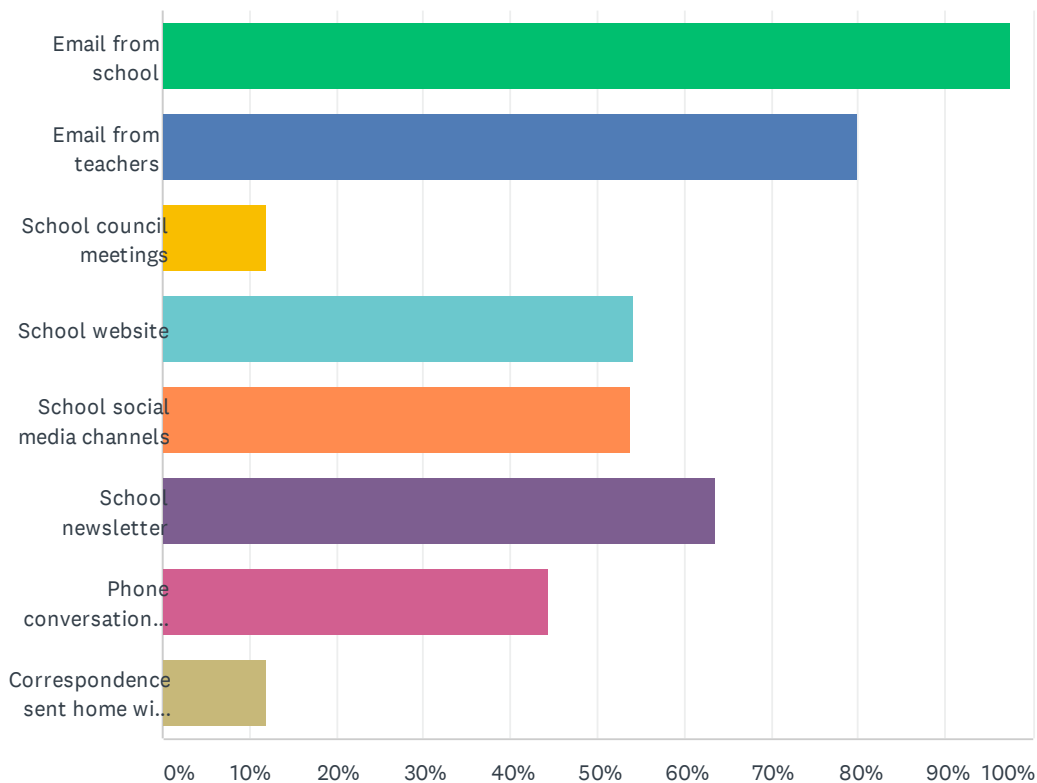
Answered: 244 Skipped: 43



ANSWER CHOICES	RESPONSES	
Keeps me fully informed	66.80%	163
Keeps me fairly well informed	25.41%	62
Keeps me adequately informed	5.33%	13
Gives me a limited amount of information	2.05%	5
I rarely receive the information I need	0.41%	1
TOTAL		244

Q28 Do you regularly make use of the following to keep up to date on school activities, programs, etc.? Check all that apply.

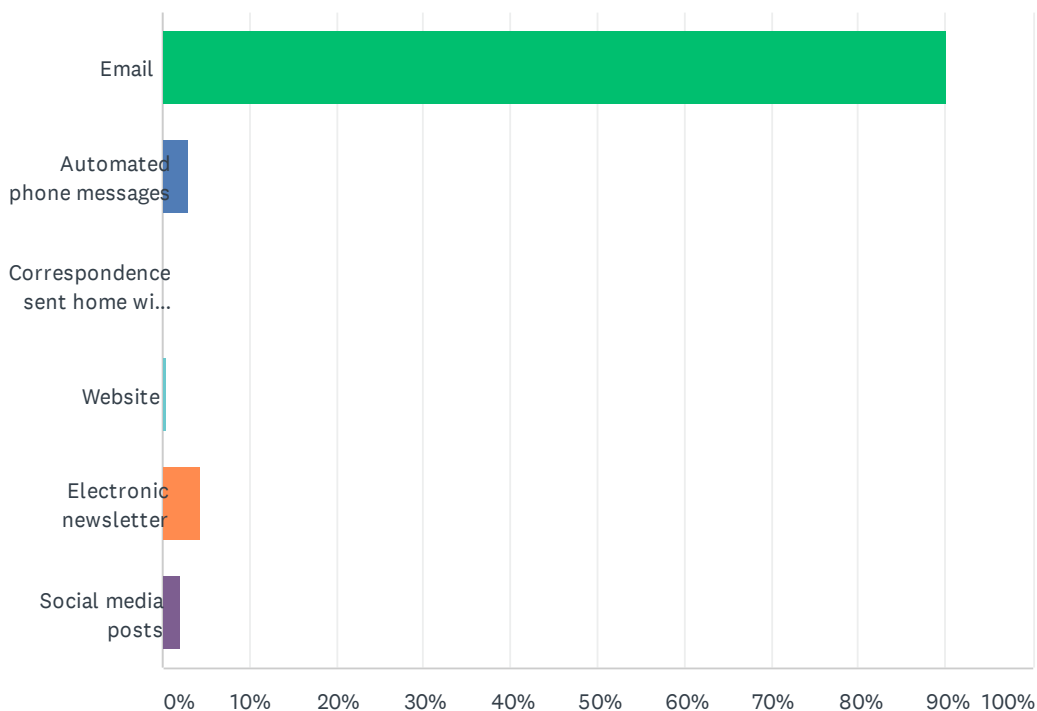
Answered: 244 Skipped: 43



ANSWER CHOICES	RESPONSES	
Email from school	97.54%	238
Email from teachers	79.92%	195
School council meetings	11.89%	29
School website	54.10%	132
School social media channels	53.69%	131
School newsletter	63.52%	155
Phone conversations with the school or teachers	44.26%	108
Correspondence sent home with my child	11.89%	29
Total Respondents: 244		

Q29 What is your most preferred method of communication from the school and Division?

Answered: 245 Skipped: 42



ANSWER CHOICES	RESPONSES	
Email	90.20%	221
Automated phone messages	2.86%	7
Correspondence sent home with my child	0.00%	0
Website	0.41%	1
Electronic newsletter	4.49%	11
Social media posts	2.04%	5
TOTAL		245

Q30 Do you visit the Division website (www.eips.ca) for information on:

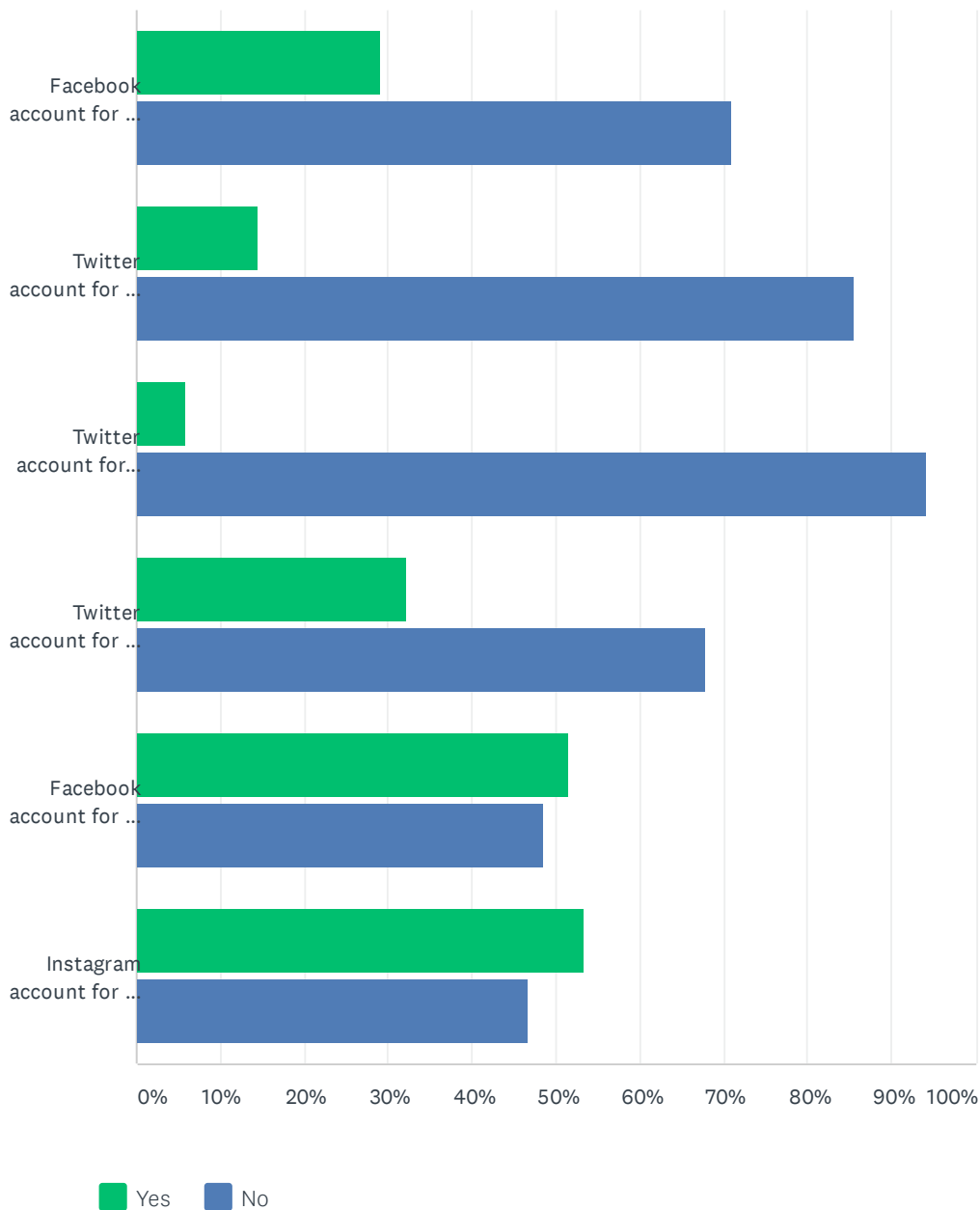
Answered: 244 Skipped: 43

Editor's note:

As Question #30 is only relevant at the Division level, responses have been omitted in the school-level data. As such, pages 35-36 have been excluded from this document.

Q31 The Division and schools often share news and information on social media. Do you follow:

Answered: 245 Skipped: 42



EIPS Parent Survey 2020-21

	YES	NO	TOTAL	WEIGHTED AVERAGE
Facebook account for the Division (@ElkIslandPublicSchools)	29.08% 57	70.92% 139	196	1.29
Twitter account for the Division (@eips)	14.43% 28	85.57% 166	194	1.14
Twitter account for EIPS Student Transportation (@eipsST)	5.76% 11	94.24% 180	191	1.06
Twitter account for my child's school, if applicable	32.16% 73	67.84% 154	227	1.32
Facebook account for my child's school, if applicable	51.45% 124	48.55% 117	241	1.51
Instagram account for my child's school, if applicable	53.42% 125	46.58% 109	234	1.53