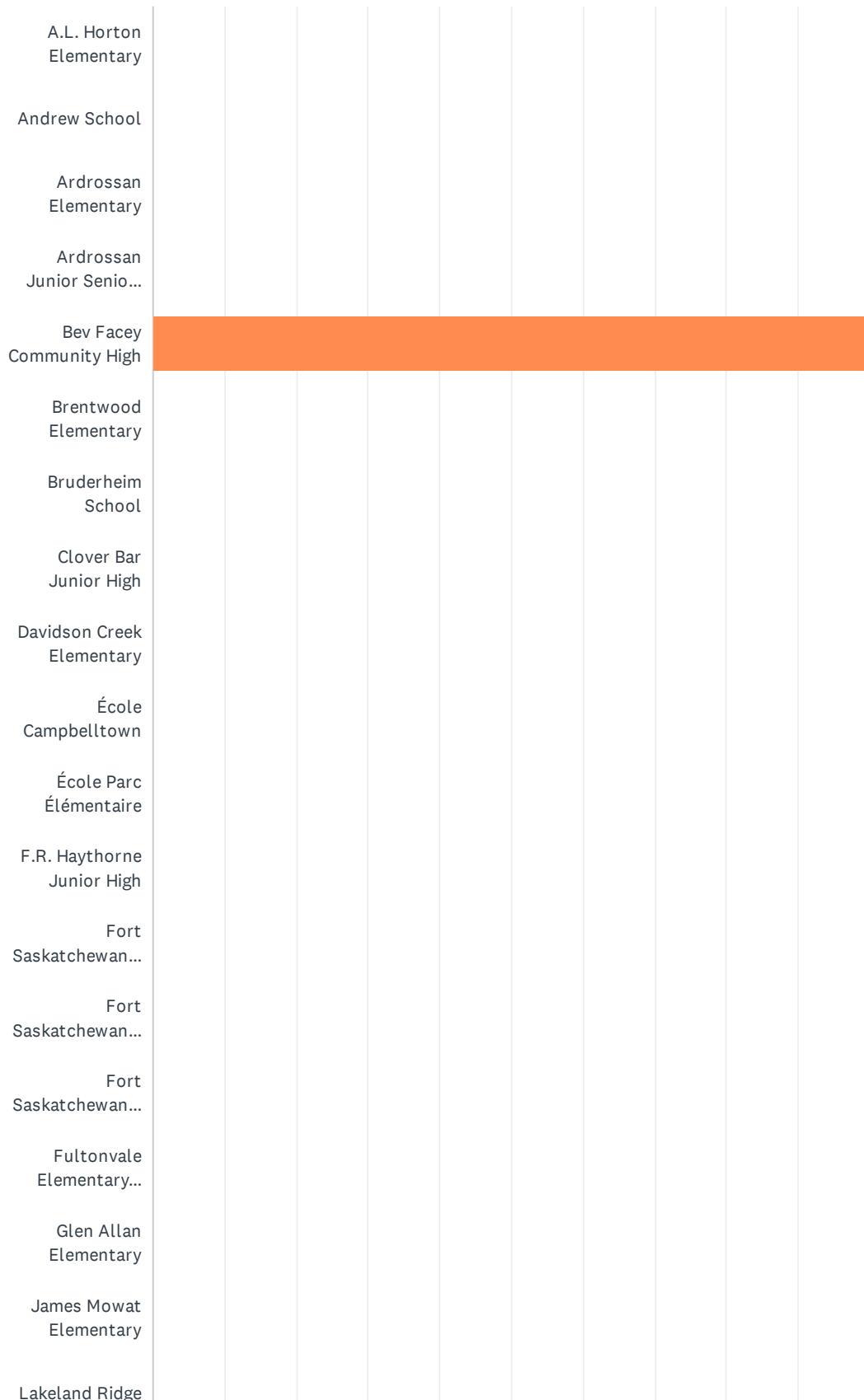



Q1 What school does your child currently attend?

Answered: 190 Skipped: 0



EIPS Parent Survey 2019-20



EIPS Parent Survey 2019-20

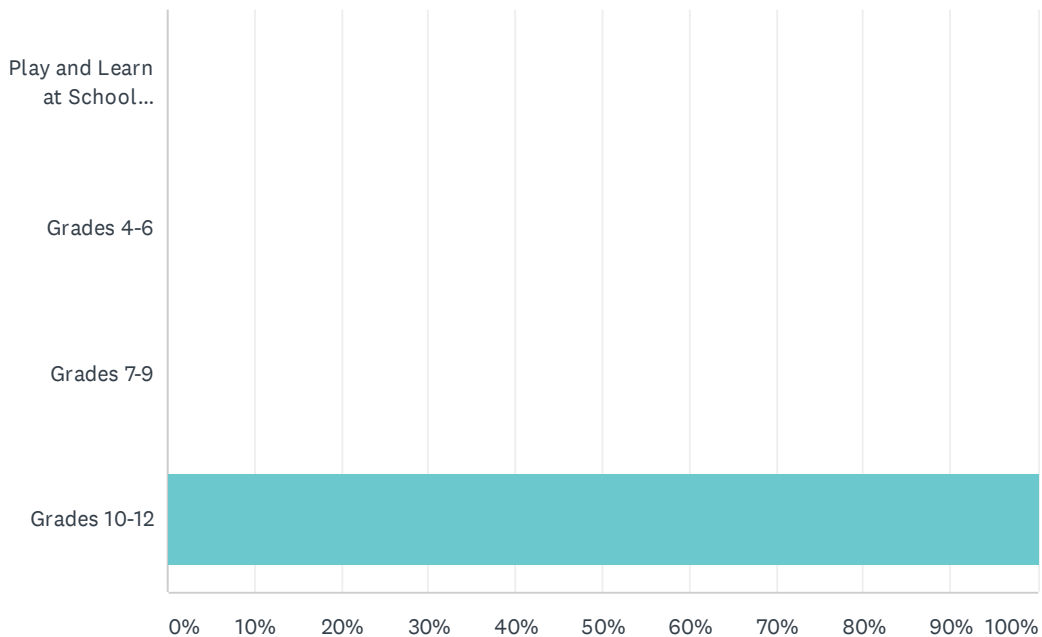
ANSWER CHOICES	RESPONSES	
A.L. Horton Elementary	0.00%	0
Andrew School	0.00%	0
Ardrossan Elementary	0.00%	0
Ardrossan Junior Senior High	0.00%	0
Bev Facey Community High	100.00%	190
Brentwood Elementary	0.00%	0
Bruderheim School	0.00%	0
Clover Bar Junior High	0.00%	0
Davidson Creek Elementary	0.00%	0
École Campbelltown	0.00%	0
École Parc Élémentaire	0.00%	0
F.R. Haythorne Junior High	0.00%	0
Fort Saskatchewan Christian	0.00%	0
Fort Saskatchewan Elementary	0.00%	0
Fort Saskatchewan Senior High	0.00%	0
Fultonvale Elementary Junior High	0.00%	0
Glen Allan Elementary	0.00%	0
James Mowat Elementary	0.00%	0
Lakeland Ridge	0.00%	0
Lamont Elementary	0.00%	0
Lamont High	0.00%	0
Mills Haven Elementary	0.00%	0
Mundare School	0.00%	0
Next Step/Outreach	0.00%	0
Pine Street Elementary	0.00%	0
Rudolph Hennig Junior High	0.00%	0
Salisbury Composite High	0.00%	0
Sherwood Heights Junior High	0.00%	0
SouthPointe School	0.00%	0
Strathcona Christian Academy Elementary	0.00%	0
Strathcona Christian Academy Secondary	0.00%	0
Uncas Elementary	0.00%	0
Vegreville Composite High	0.00%	0

EIPS Parent Survey 2019-20

Wes Hosford Elementary	0.00%	0
Westboro Elementary	0.00%	0
Win Ferguson Elementary	0.00%	0
Woodbridge Farms Elementary	0.00%	0
Wye Elementary	0.00%	0
TOTAL		190

Q2 What grade is your child currently in?

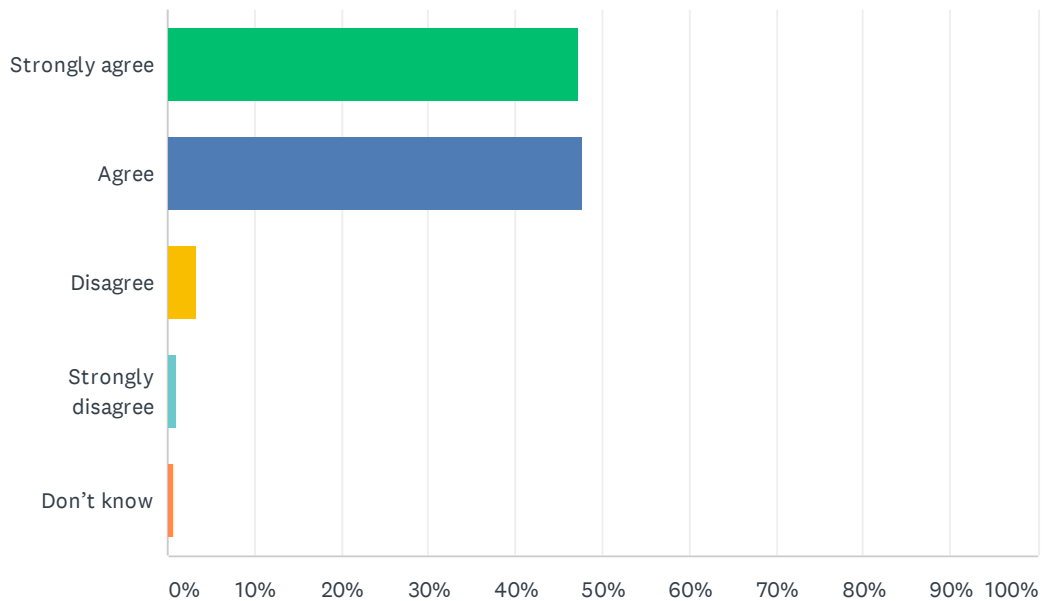
Answered: 190 Skipped: 0



ANSWER CHOICES	RESPONSES	
Play and Learn at School (PALS)KindergartenGrades 1-3	0.00%	0
Grades 4-6	0.00%	0
Grades 7-9	0.00%	0
Grades 10-12	100.00%	190
TOTAL		190

Q3 My child's individual needs are met.

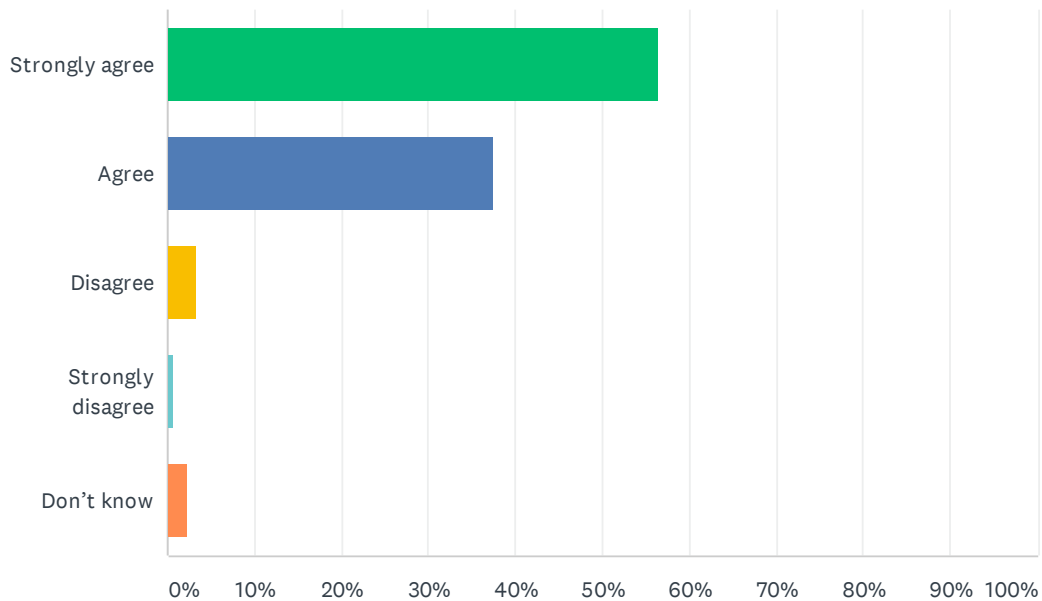
Answered: 178 Skipped: 12



ANSWER CHOICES	RESPONSES	
Strongly agree	47.19%	84
Agree	47.75%	85
Disagree	3.37%	6
Strongly disagree	1.12%	2
Don't know	0.56%	1
TOTAL		178

Q4 My child is encouraged at school to do his or her best.

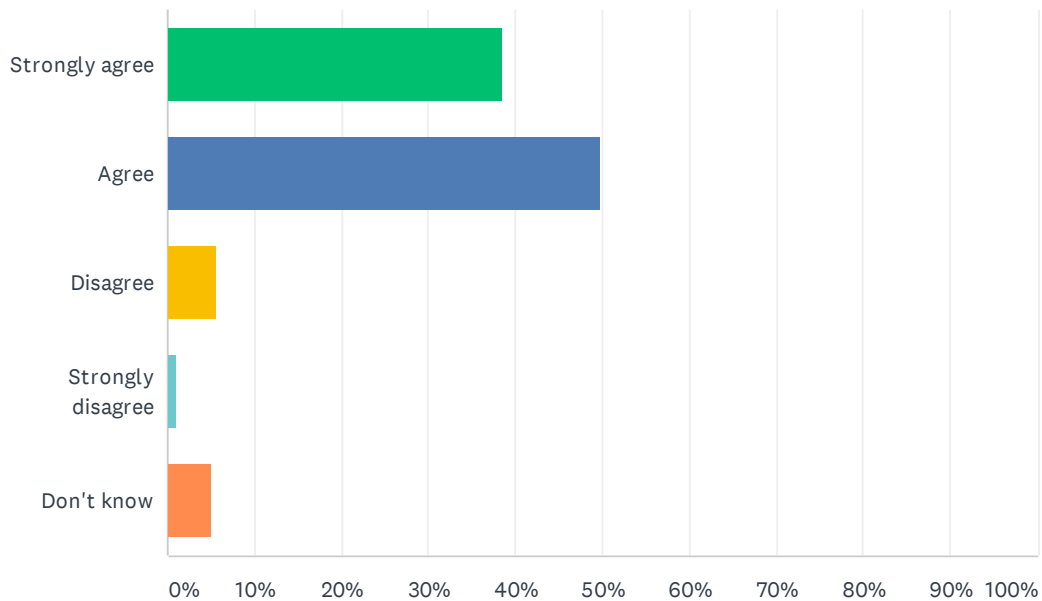
Answered: 179 Skipped: 11



ANSWER CHOICES	RESPONSES	
Strongly agree	56.42%	101
Agree	37.43%	67
Disagree	3.35%	6
Strongly disagree	0.56%	1
Don't know	2.23%	4
TOTAL		179

Q5 My child is demonstrating growth in literacy.

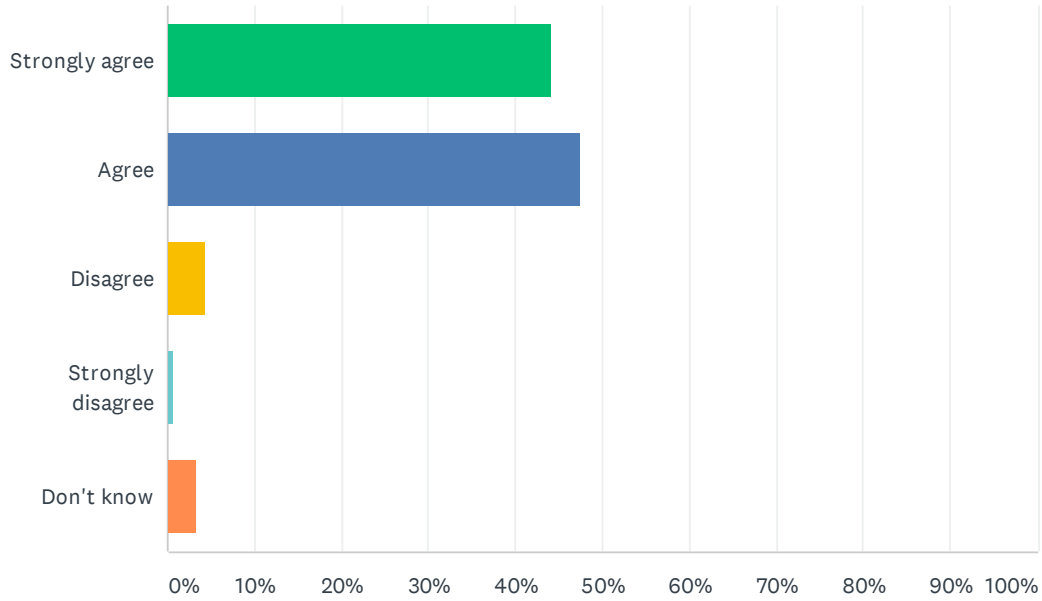
Answered: 179 Skipped: 11



ANSWER CHOICES	RESPONSES	
Strongly agree	38.55%	69
Agree	49.72%	89
Disagree	5.59%	10
Strongly disagree	1.12%	2
Don't know	5.03%	9
TOTAL		179

Q6 My child is demonstrating growth in numeracy.

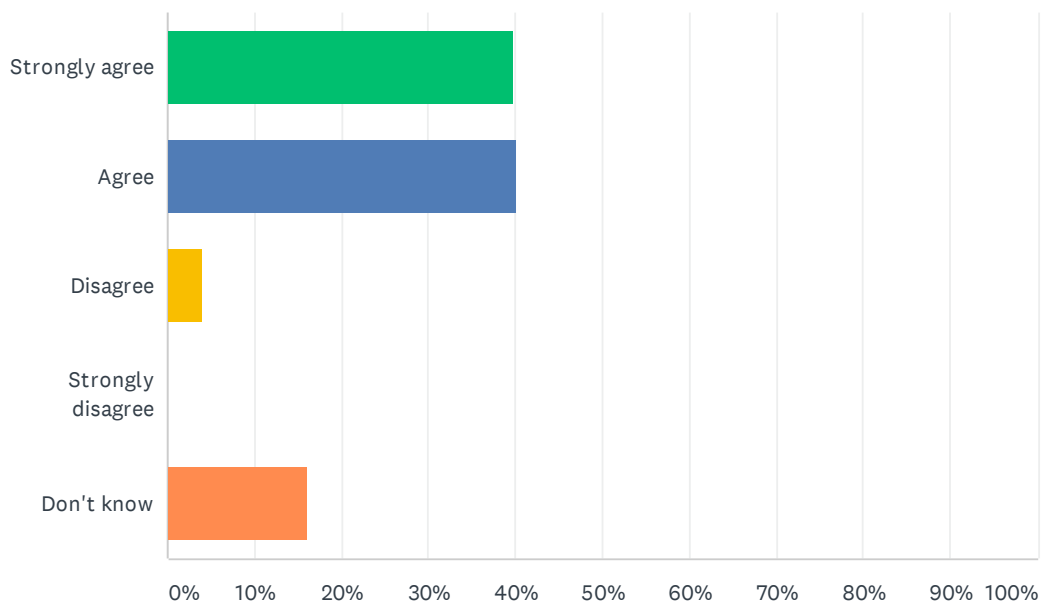
Answered: 179 Skipped: 11



ANSWER CHOICES	RESPONSES	
Strongly agree	44.13%	79
Agree	47.49%	85
Disagree	4.47%	8
Strongly disagree	0.56%	1
Don't know	3.35%	6
TOTAL		179

Q7 My child has an understanding of First Nations, Métis and Inuit culture and history.

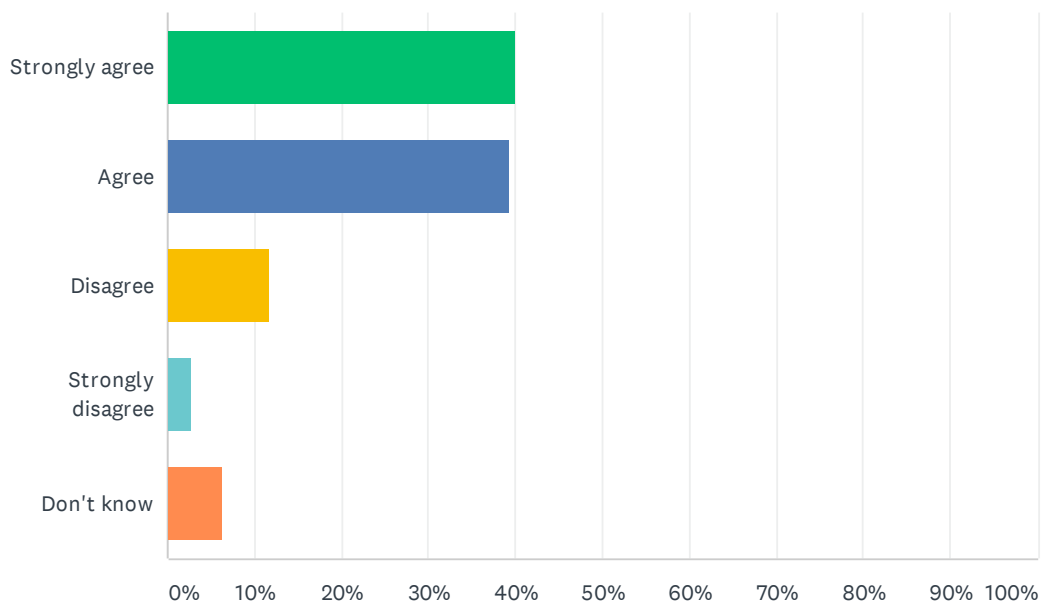
Answered: 179 Skipped: 11



ANSWER CHOICES	RESPONSES	
Strongly agree	39.66%	71
Agree	40.22%	72
Disagree	3.91%	7
Strongly disagree	0.00%	0
Don't know	16.20%	29
TOTAL		179

Q8 My child is being taught knowledge, skills and attitudes necessary to be successful in life.

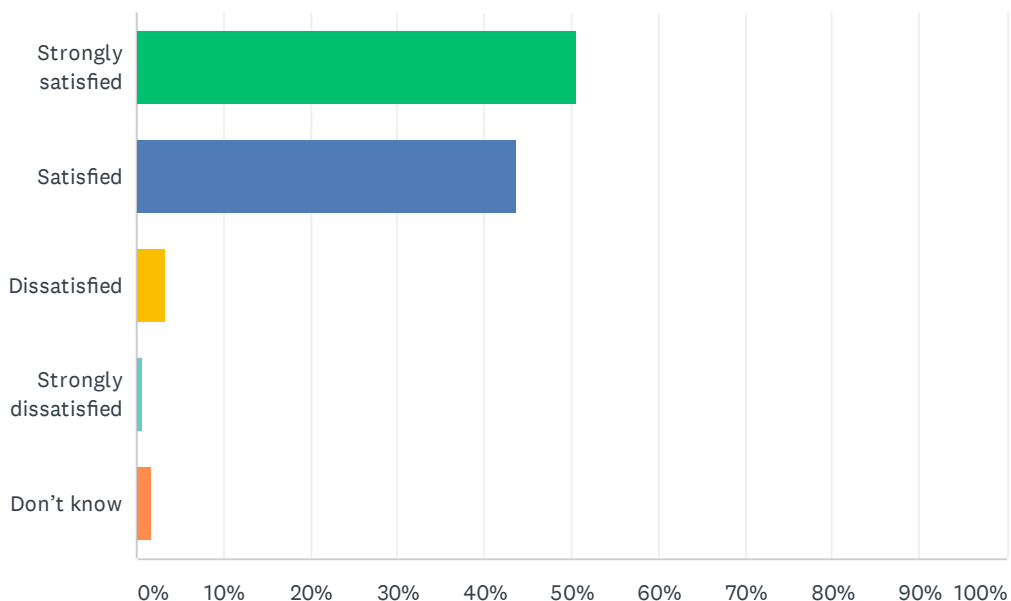
Answered: 178 Skipped: 12



ANSWER CHOICES	RESPONSES	
Strongly agree	39.89%	71
Agree	39.33%	70
Disagree	11.80%	21
Strongly disagree	2.81%	5
Don't know	6.18%	11
TOTAL		178

Q9 How satisfied are you with the quality of education your child is receiving at his or her school?

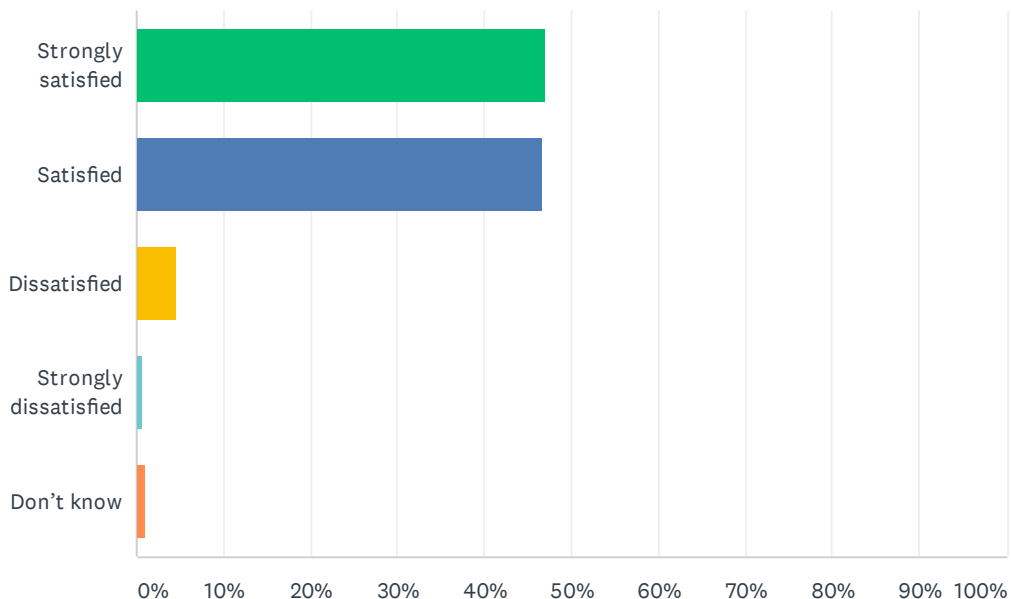
Answered: 174 Skipped: 16



ANSWER CHOICES	RESPONSES	
Strongly satisfied	50.57%	88
Satisfied	43.68%	76
Dissatisfied	3.45%	6
Strongly dissatisfied	0.57%	1
Don't know	1.72%	3
TOTAL		174

Q10 How satisfied are you with the quality of teaching at your child's school?

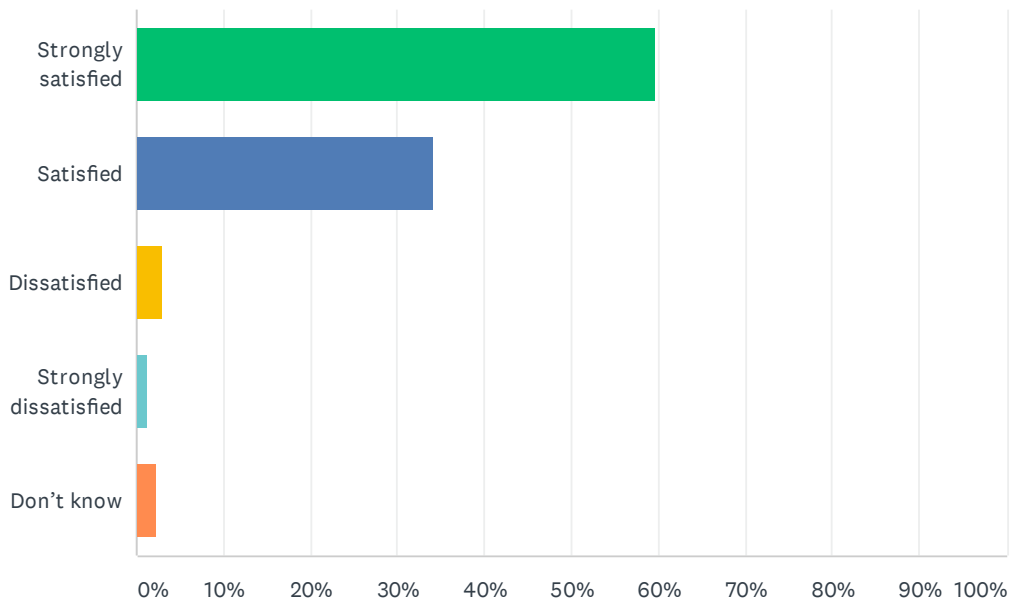
Answered: 174 Skipped: 16



ANSWER CHOICES	RESPONSES	
Strongly satisfied	47.13%	82
Satisfied	46.55%	81
Dissatisfied	4.60%	8
Strongly dissatisfied	0.57%	1
Don't know	1.15%	2
TOTAL		174

Q11 How satisfied are you with the leadership in your child's school?

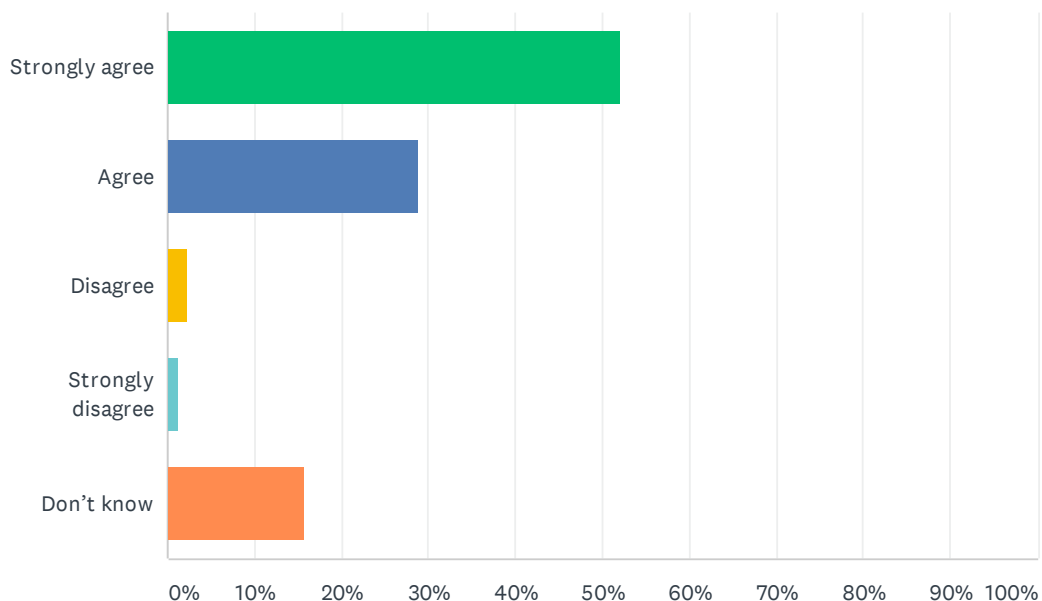
Answered: 173 Skipped: 17



ANSWER CHOICES	RESPONSES	
Strongly satisfied	59.54%	103
Satisfied	34.10%	59
Dissatisfied	2.89%	5
Strongly dissatisfied	1.16%	2
Don't know	2.31%	4
TOTAL		173

Q12 The rights and responsibilities of citizenship are reinforced in my child's school.

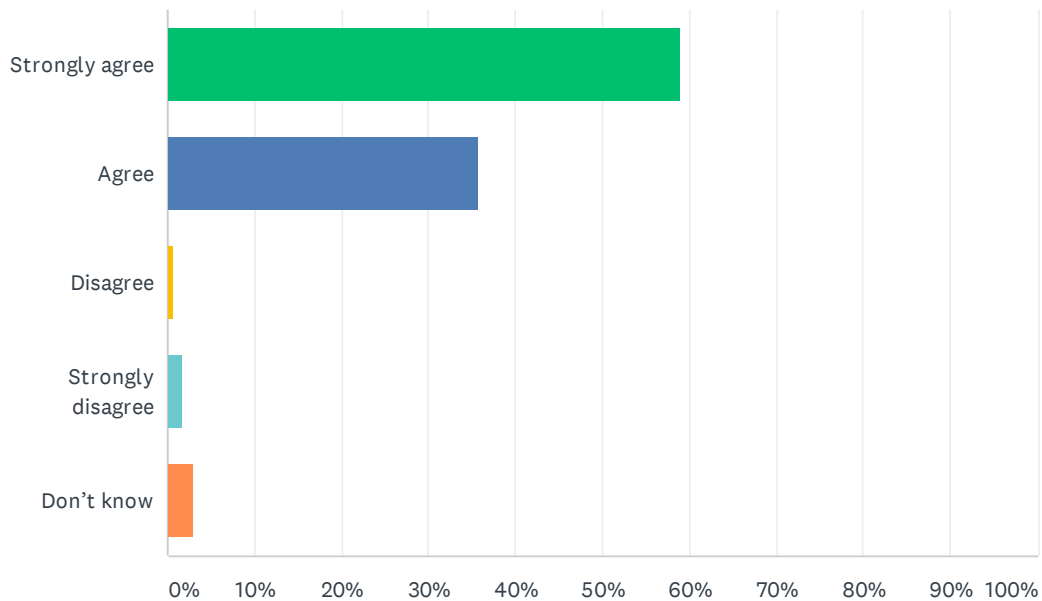
Answered: 173 Skipped: 17



ANSWER CHOICES	RESPONSES	
Strongly agree	52.02%	90
Agree	28.90%	50
Disagree	2.31%	4
Strongly disagree	1.16%	2
Don't know	15.61%	27
TOTAL		173

Q13 The school staff care about my child.

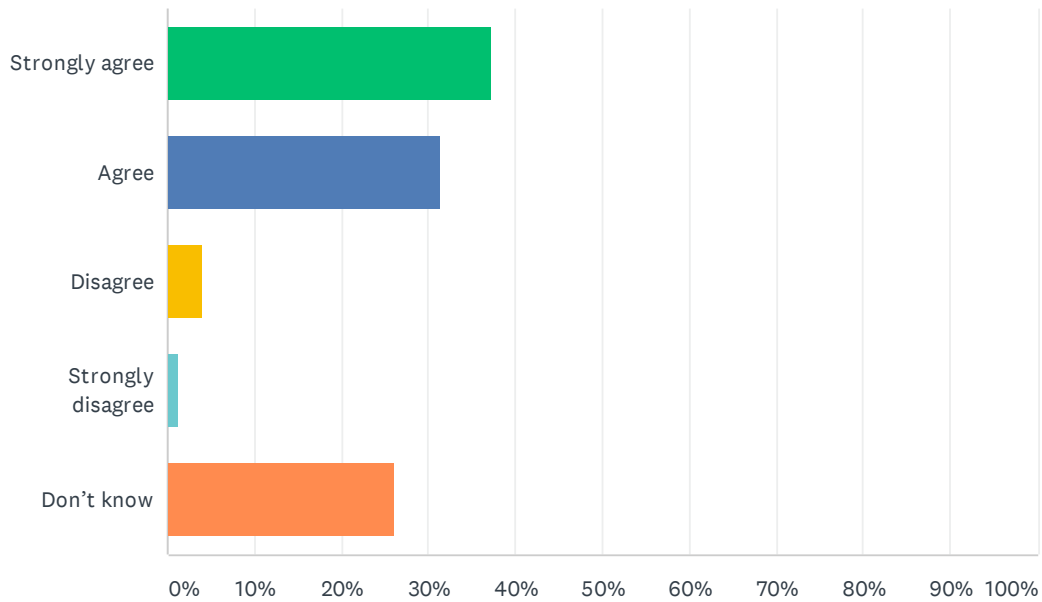
Answered: 173 Skipped: 17



ANSWER CHOICES	RESPONSES	
Strongly agree	58.96%	102
Agree	35.84%	62
Disagree	0.58%	1
Strongly disagree	1.73%	3
Don't know	2.89%	5
TOTAL		173

Q14 Discipline is handled in a fair and reasonable manner in my child's school.

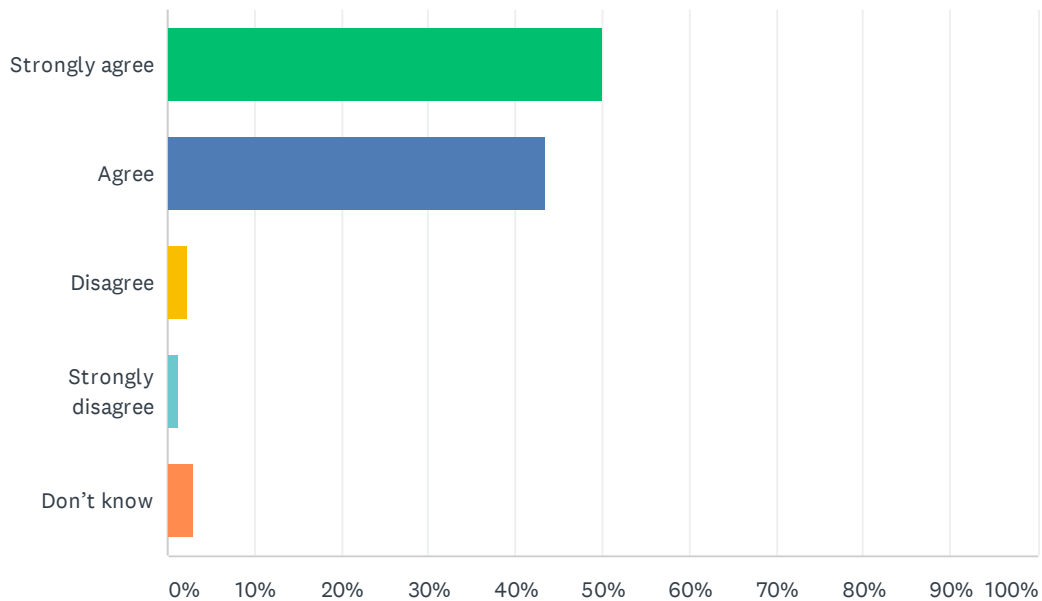
Answered: 172 Skipped: 18



ANSWER CHOICES	RESPONSES	
Strongly agree	37.21%	64
Agree	31.40%	54
Disagree	4.07%	7
Strongly disagree	1.16%	2
Don't know	26.16%	45
TOTAL		172

Q15 My child's school is safe.

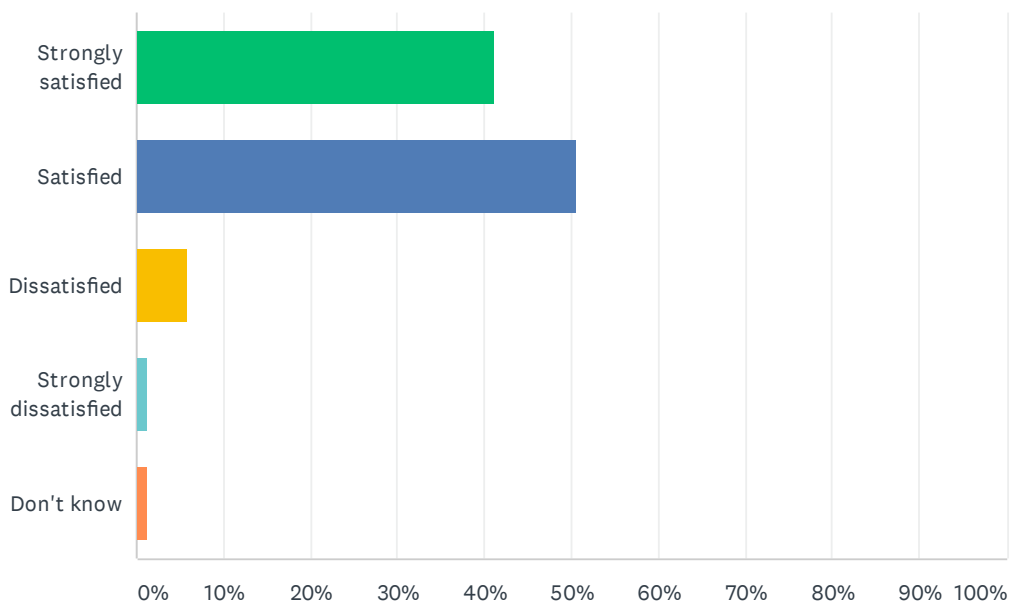
Answered: 172 Skipped: 18



ANSWER CHOICES	RESPONSES	
Strongly agree	50.00%	86
Agree	43.60%	75
Disagree	2.33%	4
Strongly disagree	1.16%	2
Don't know	2.91%	5
TOTAL		172

Q16 How satisfied are you with the resources available to support your child's learning?

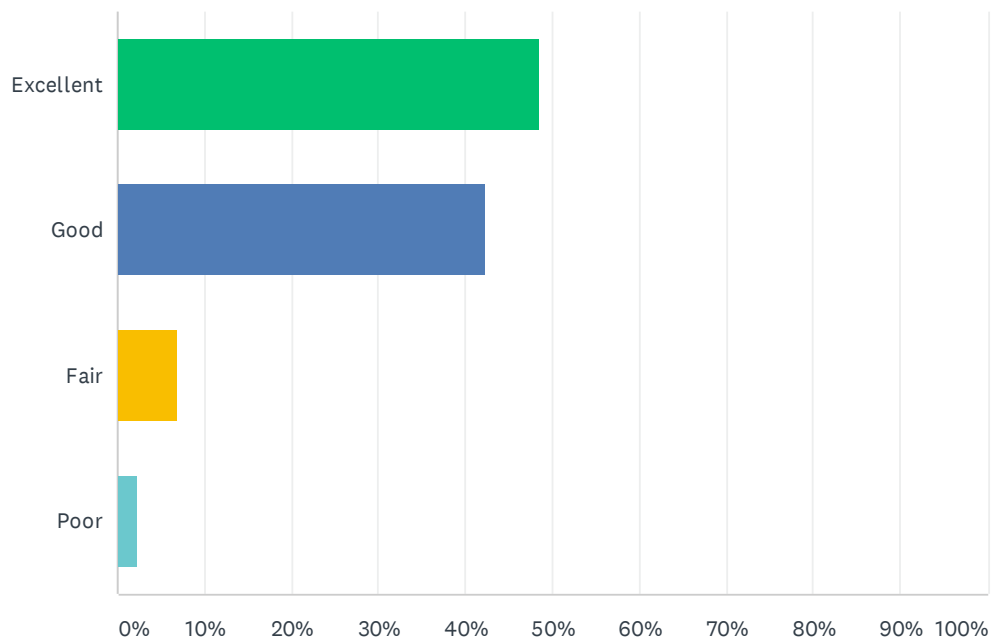
Answered: 172 Skipped: 18



ANSWER CHOICES	RESPONSES	
Strongly satisfied	41.28%	71
Satisfied	50.58%	87
Dissatisfied	5.81%	10
Strongly dissatisfied	1.16%	2
Don't know	1.16%	2
TOTAL		172

Q17 How would you rate the physical condition of your child's school?

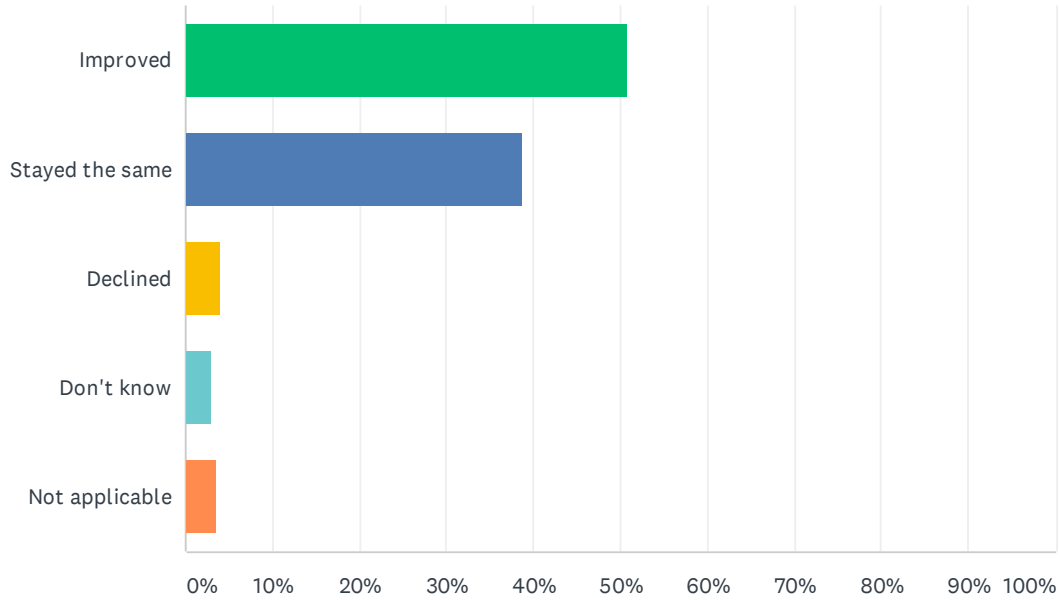
Answered: 173 Skipped: 17



ANSWER CHOICES	RESPONSES	
Excellent	48.55%	84
Good	42.20%	73
Fair	6.94%	12
Poor	2.31%	4
TOTAL		173

Q18 In your opinion, has the quality of education your child has experienced at school improved, stayed the same or declined in the past three years?

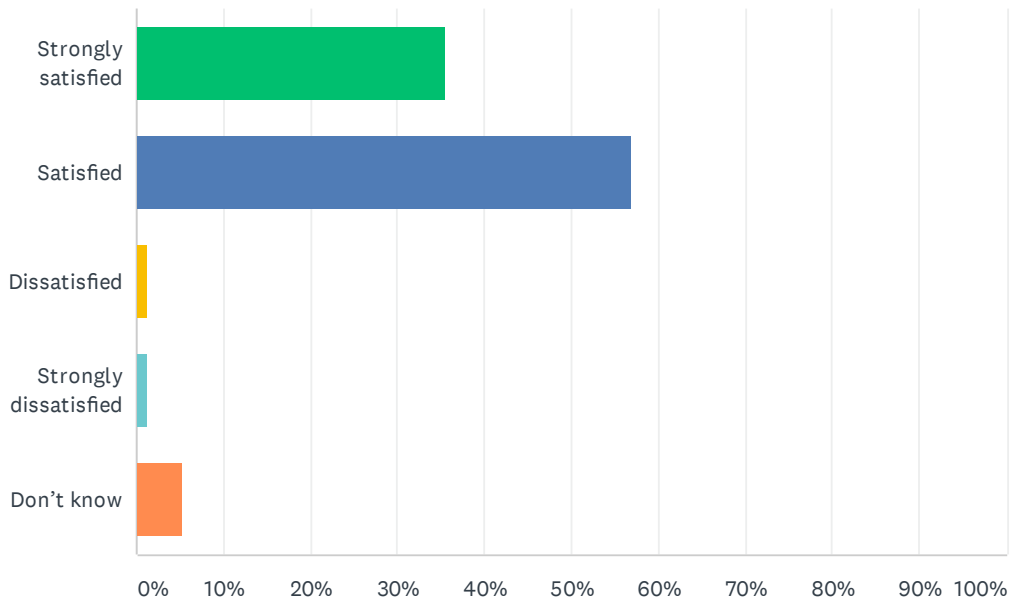
Answered: 173 Skipped: 17



ANSWER CHOICES	RESPONSES	
Improved	50.87%	88
Stayed the same	38.73%	67
Declined	4.05%	7
Don't know	2.89%	5
Not applicable	3.47%	6
TOTAL		173

Q19 How satisfied are you with the opportunity to be involved in decisions at your child's school?

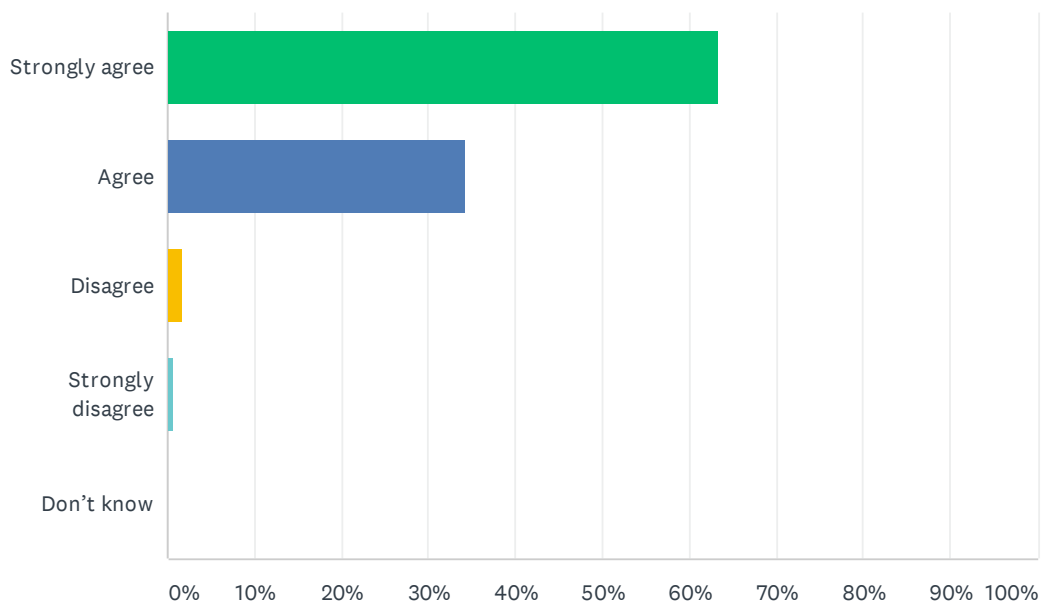
Answered: 172 Skipped: 18



ANSWER CHOICES	RESPONSES	
Strongly satisfied	35.47%	61
Satisfied	56.98%	98
Dissatisfied	1.16%	2
Strongly dissatisfied	1.16%	2
Don't know	5.23%	9
TOTAL		172

Q20 The school keeps me informed about my child's progress and achievement.

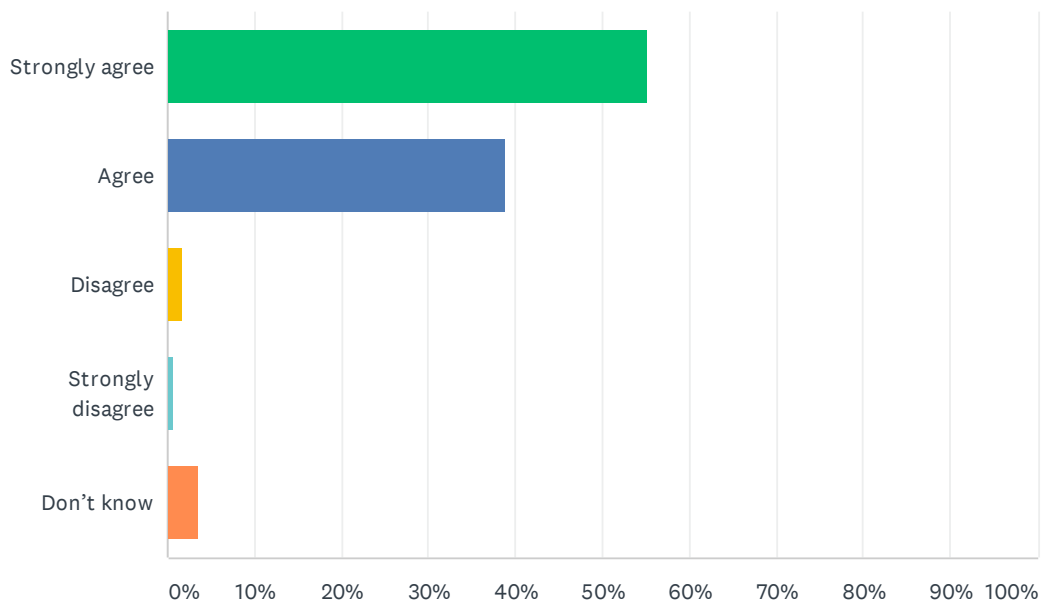
Answered: 172 Skipped: 18



ANSWER CHOICES	RESPONSES	
Strongly agree	63.37%	109
Agree	34.30%	59
Disagree	1.74%	3
Strongly disagree	0.58%	1
Don't know	0.00%	0
TOTAL		172

Q21 There is open and honest communication within my child's school.

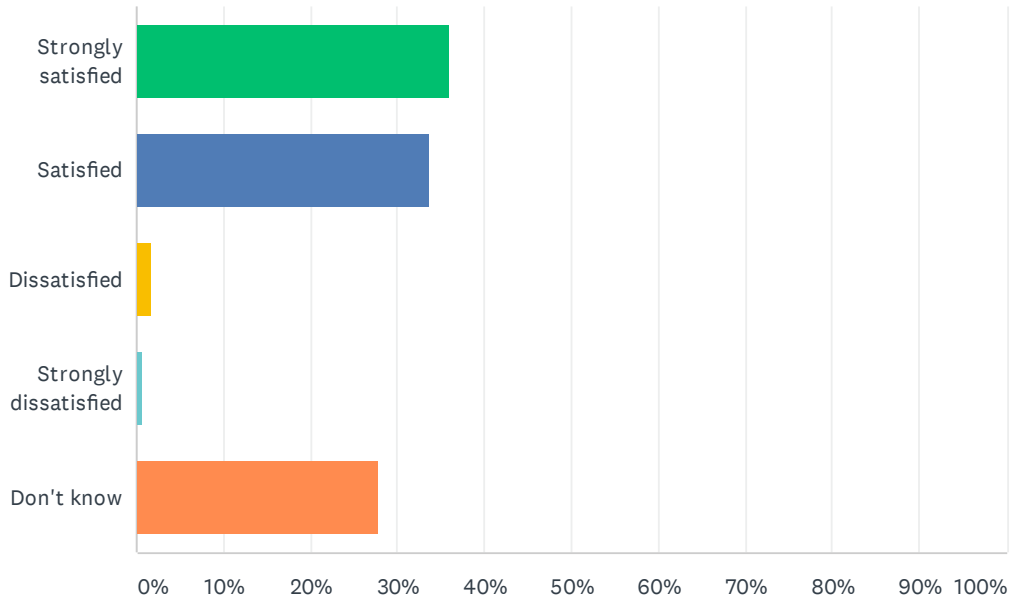
Answered: 172 Skipped: 18



ANSWER CHOICES	RESPONSES	
Strongly agree	55.23%	95
Agree	38.95%	67
Disagree	1.74%	3
Strongly disagree	0.58%	1
Don't know	3.49%	6
TOTAL		172

Q22 How satisfied are you with the community partnerships that may be established at your school? For example: Saffron, KEYS program, Green Certificate, lunch programs, after-school programs, RAP, Tools for School, Scratch Day, Entrepreneurial Adventure, scholarships/grants, etc.

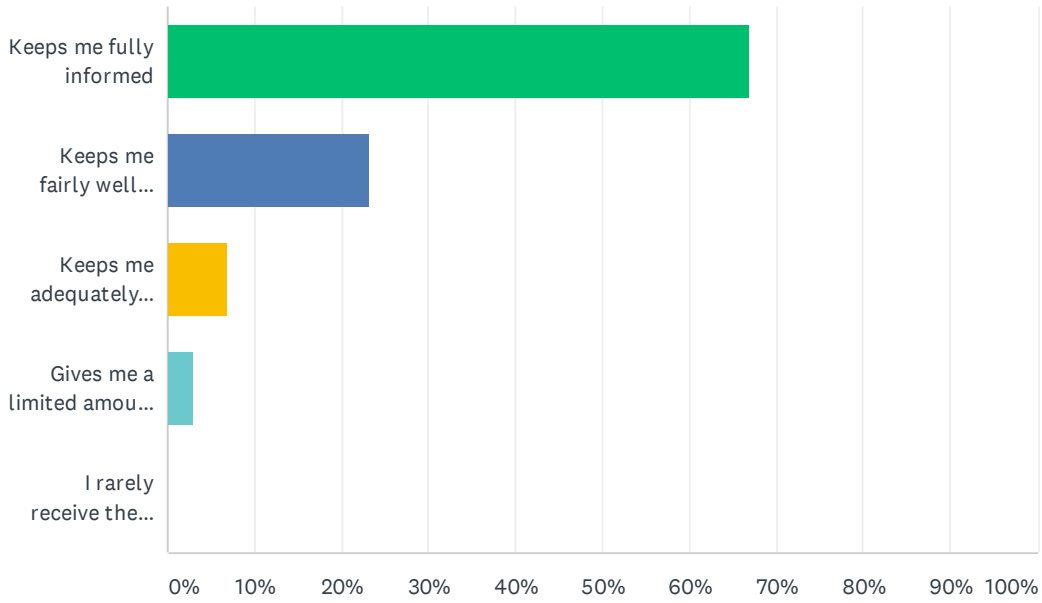
Answered: 172 Skipped: 18



ANSWER CHOICES	RESPONSES	
Strongly satisfied	36.05%	62
Satisfied	33.72%	58
Dissatisfied	1.74%	3
Strongly dissatisfied	0.58%	1
Don't know	27.91%	48
TOTAL		172

Q23 Elk Island Public Schools appreciates the opportunity to stay connected with parents about news, activities, programs and other matters of importance. What is your impression of the communication you receive from your child's school?

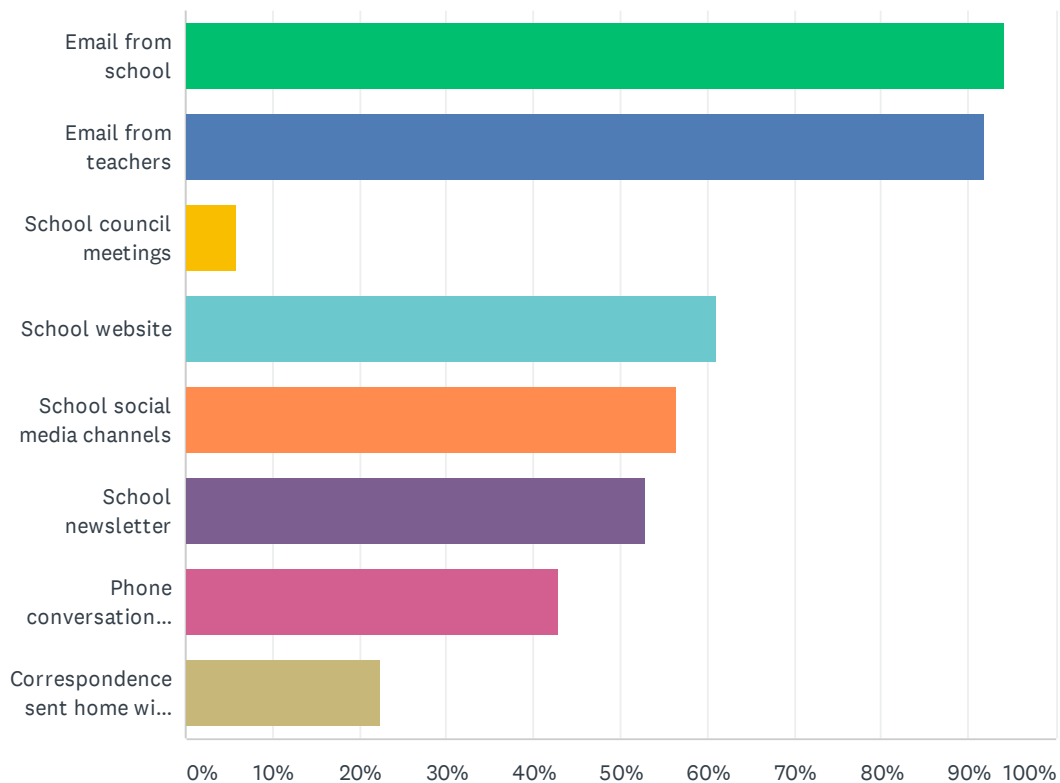
Answered: 172 Skipped: 18



ANSWER CHOICES	RESPONSES	
Keeps me fully informed	66.86%	115
Keeps me fairly well informed	23.26%	40
Keeps me adequately informed	6.98%	12
Gives me a limited amount of information	2.91%	5
I rarely receive the information I need	0.00%	0
TOTAL		172

Q24 Do you regularly make use of the following to keep up to date on school activities, programs, etc.? Check all that apply.

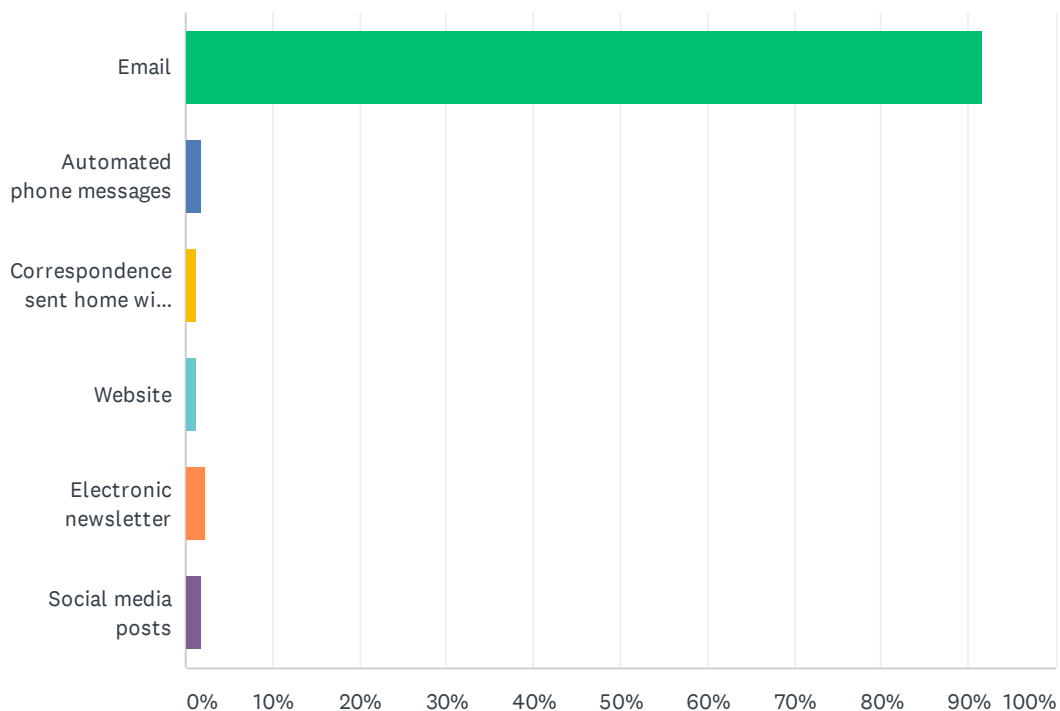
Answered: 170 Skipped: 20



ANSWER CHOICES	RESPONSES	
Email from school	94.12%	160
Email from teachers	91.76%	156
School council meetings	5.88%	10
School website	61.18%	104
School social media channels	56.47%	96
School newsletter	52.94%	90
Phone conversations with the school or teachers	42.94%	73
Correspondence sent home with your child	22.35%	38
Total Respondents: 170		

Q25 What is your most preferred method of communication from the school and Division?

Answered: 167 Skipped: 23

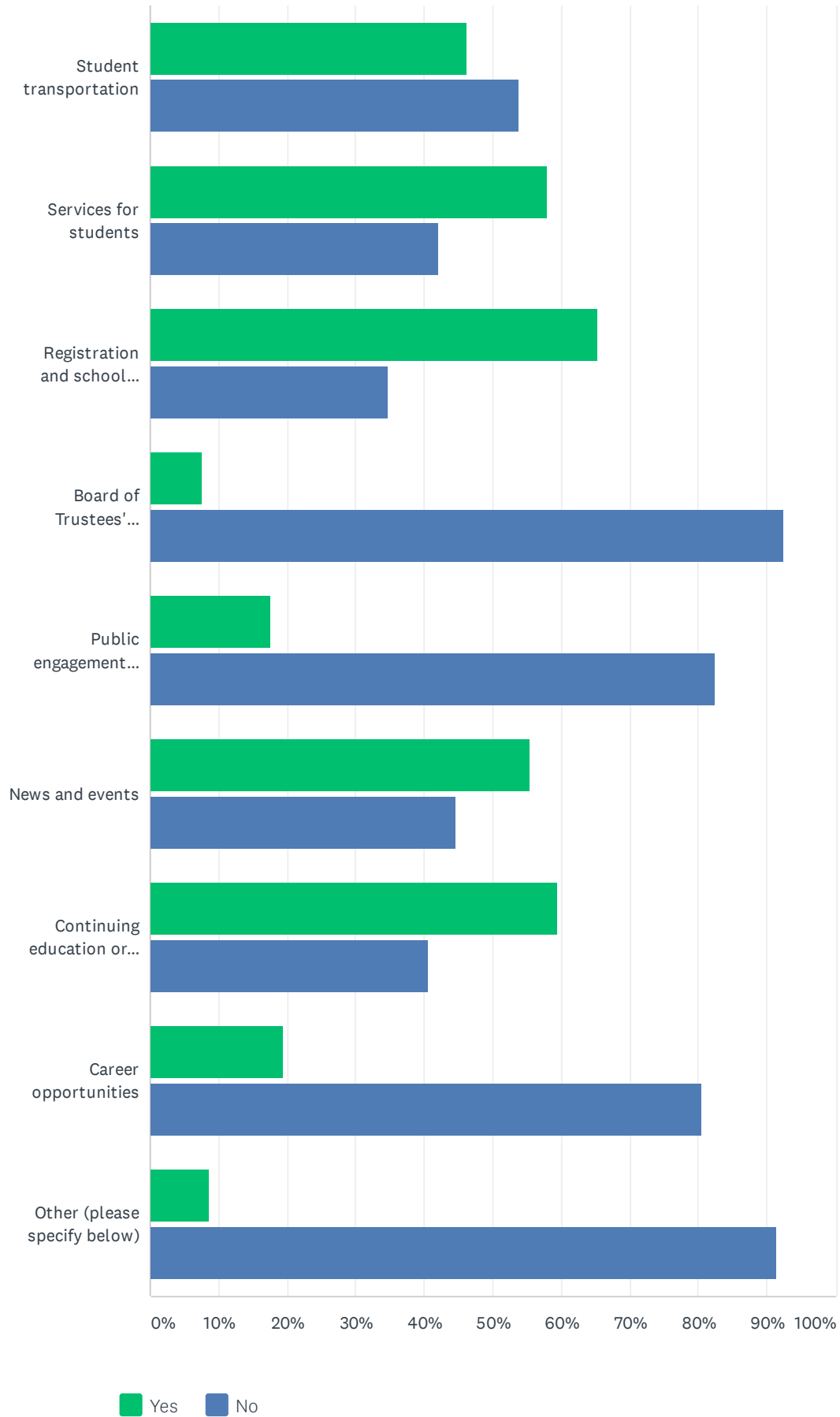


ANSWER CHOICES	RESPONSES	
Email	91.62%	153
Automated phone messages	1.80%	3
Correspondence sent home with your child	1.20%	2
Website	1.20%	2
Electronic newsletter	2.40%	4
Social media posts	1.80%	3
TOTAL		167

Q26 Do you visit the Division website (www.eips.ca) for information on:

Answered: 169 Skipped: 21

EIPS Parent Survey 2019-20

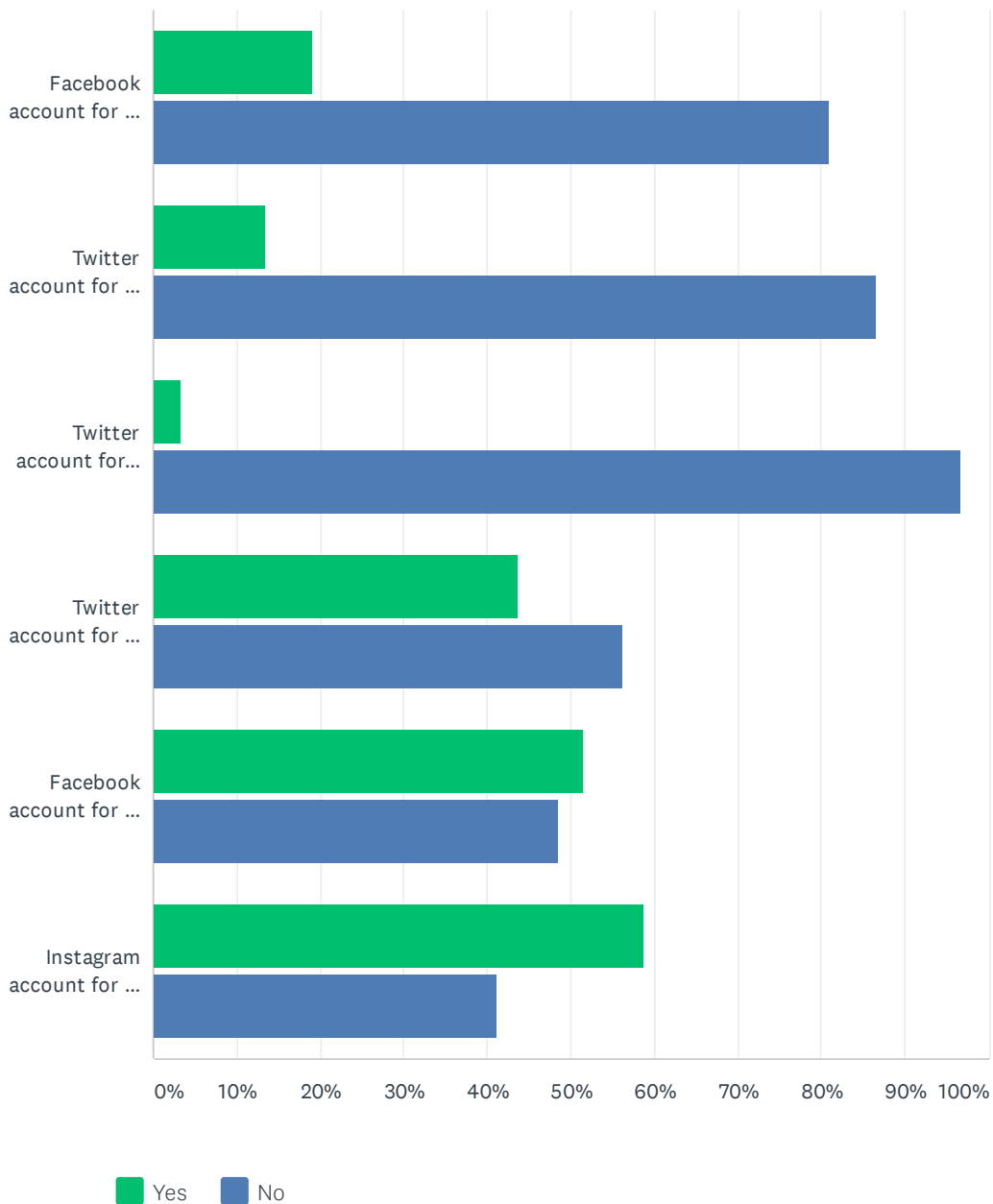


EIPS Parent Survey 2019-20

	YES	NO	TOTAL	WEIGHTED AVERAGE
Student transportation	46.26% 68	53.74% 79	147	1.46
Services for students	57.86% 92	42.14% 67	159	1.58
Registration and school boundaries	65.31% 96	34.69% 51	147	1.65
Board of Trustees' meetings	7.56% 9	92.44% 110	119	1.08
Public engagement initiatives	17.65% 21	82.35% 98	119	1.18
News and events	55.37% 67	44.63% 54	121	1.55
Continuing education or summer courses	59.50% 72	40.50% 49	121	1.60
Career opportunities	19.49% 23	80.51% 95	118	1.19
Other (please specify below)	8.54% 7	91.46% 75	82	1.09

Q27 The Division and schools often share news and information on social media. Do you follow:

Answered: 169 Skipped: 21



EIPS Parent Survey 2019-20

	YES	NO	TOTAL	WEIGHTED AVERAGE
Facebook account for the Division (Facebook.com/ElkIslandPublicSchools)	19.01% 23	80.99% 98	121	1.19
Twitter account for the Division (@eips)	13.33% 16	86.67% 104	120	1.13
Twitter account for EIPS Student Transportation (@eipsST)	3.36% 4	96.64% 115	119	1.03
Twitter account for my child's school	43.64% 72	56.36% 93	165	1.44
Facebook account for my child's school, if applicable	51.53% 84	48.47% 79	163	1.52
Instagram account for my child's school, if applicable	58.79% 97	41.21% 68	165	1.59