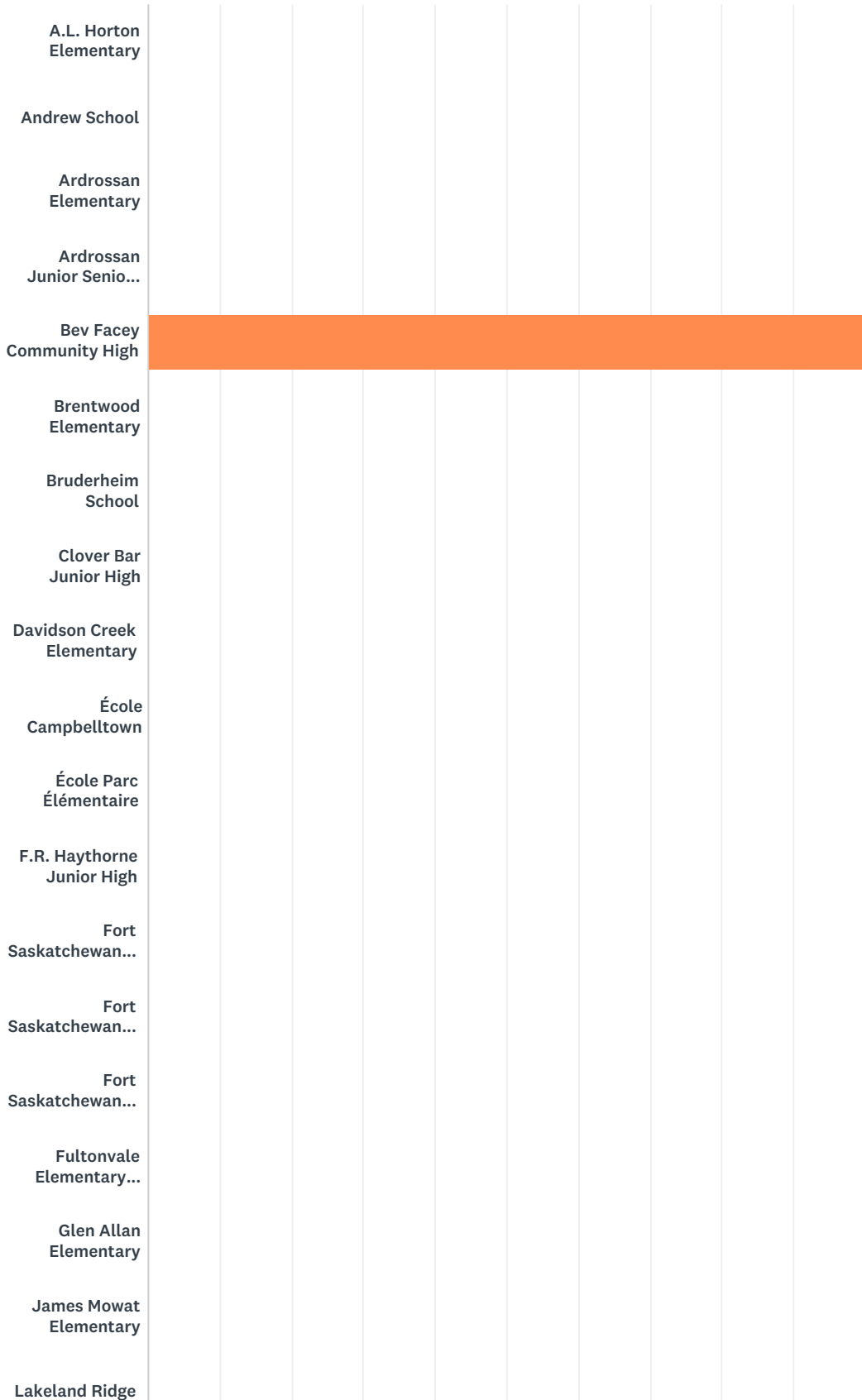


Q1 What school does your child currently attend?

Answered: 205 Skipped: 0



EIPS Parent Survey 2018-19



EIPS Parent Survey 2018-19

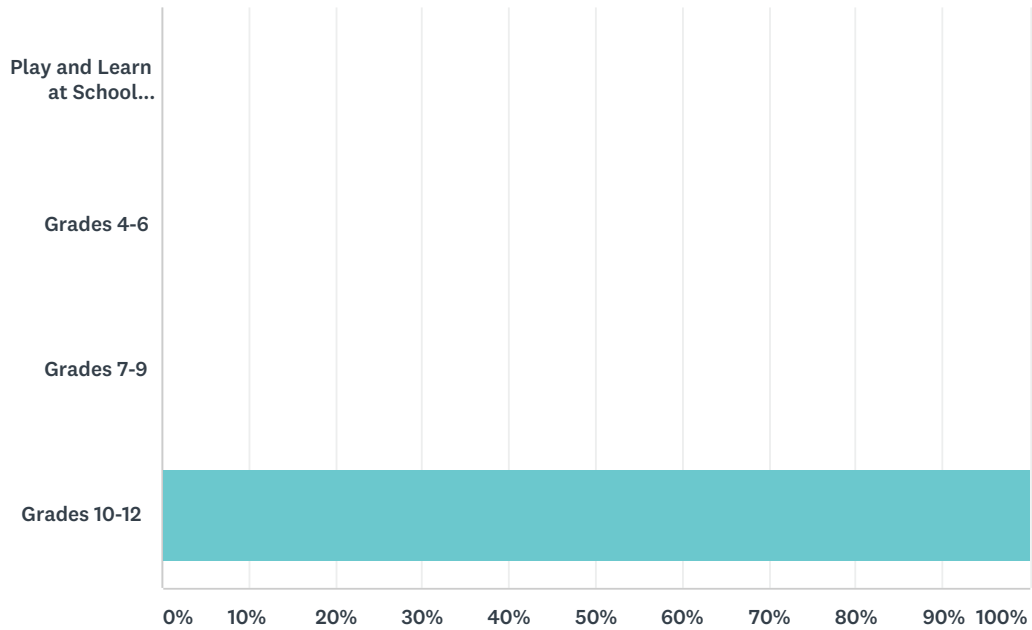
ANSWER CHOICES	RESPONSES	
A.L. Horton Elementary	0.00%	0
Andrew School	0.00%	0
Ardrossan Elementary	0.00%	0
Ardrossan Junior Senior High	0.00%	0
Bev Facey Community High	100.00%	205
Brentwood Elementary	0.00%	0
Bruderheim School	0.00%	0
Clover Bar Junior High	0.00%	0
Davidson Creek Elementary	0.00%	0
École Campbelltown	0.00%	0
École Parc Élémentaire	0.00%	0
F.R. Haythorne Junior High	0.00%	0
Fort Saskatchewan Christian	0.00%	0
Fort Saskatchewan Elementary	0.00%	0
Fort Saskatchewan Senior High	0.00%	0
Fultonvale Elementary Junior High	0.00%	0
Glen Allan Elementary	0.00%	0
James Mowat Elementary	0.00%	0
Lakeland Ridge	0.00%	0
Lamont Elementary	0.00%	0
Lamont High	0.00%	0
Mills Haven Elementary	0.00%	0
Mundare School	0.00%	0
Next Step/Outreach	0.00%	0
Pine Street Elementary	0.00%	0
Rudolph Hennig Junior High	0.00%	0
Salisbury Composite High	0.00%	0
Sherwood Heights Junior High	0.00%	0
SouthPointe School	0.00%	0
Strathcona Christian Academy Elementary	0.00%	0
Strathcona Christian Academy Secondary	0.00%	0
Uncas Elementary	0.00%	0
Vegreville Composite High	0.00%	0
Wes Hosford Elementary	0.00%	0

EIPS Parent Survey 2018-19

Westboro Elementary	0.00%	0
Win Ferguson Elementary	0.00%	0
Woodbridge Farms Elementary	0.00%	0
Wye Elementary	0.00%	0
TOTAL		205

Q2 What grade is your child currently in?

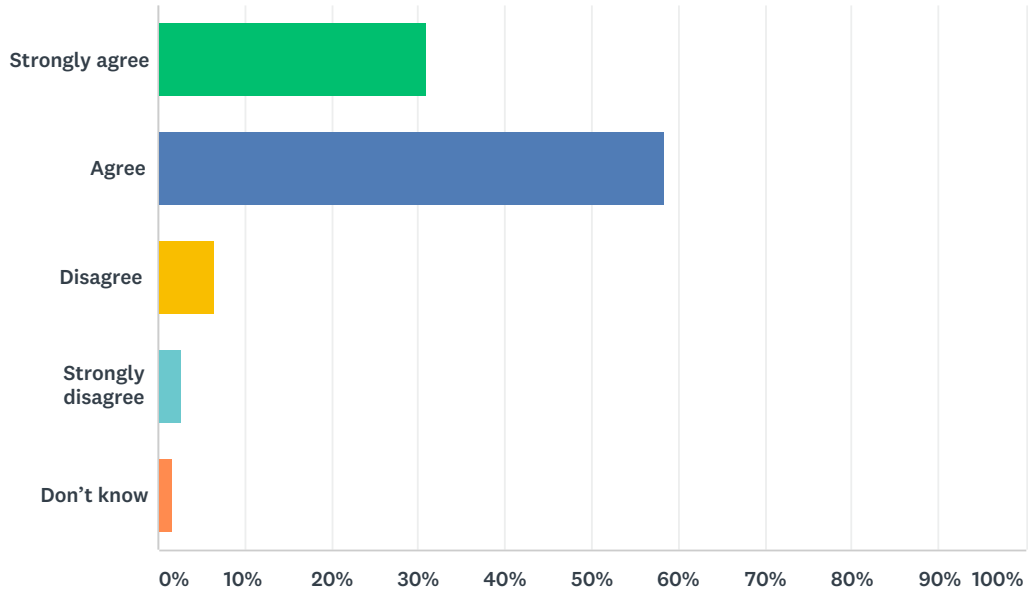
Answered: 205 Skipped: 0



ANSWER CHOICES	RESPONSES
Play and Learn at School (PALS)KindergartenGrades 1-3	0.00% 0
Grades 4-6	0.00% 0
Grades 7-9	0.00% 0
Grades 10-12	100.00% 205
TOTAL	205

Q3 My child's individual needs are met.

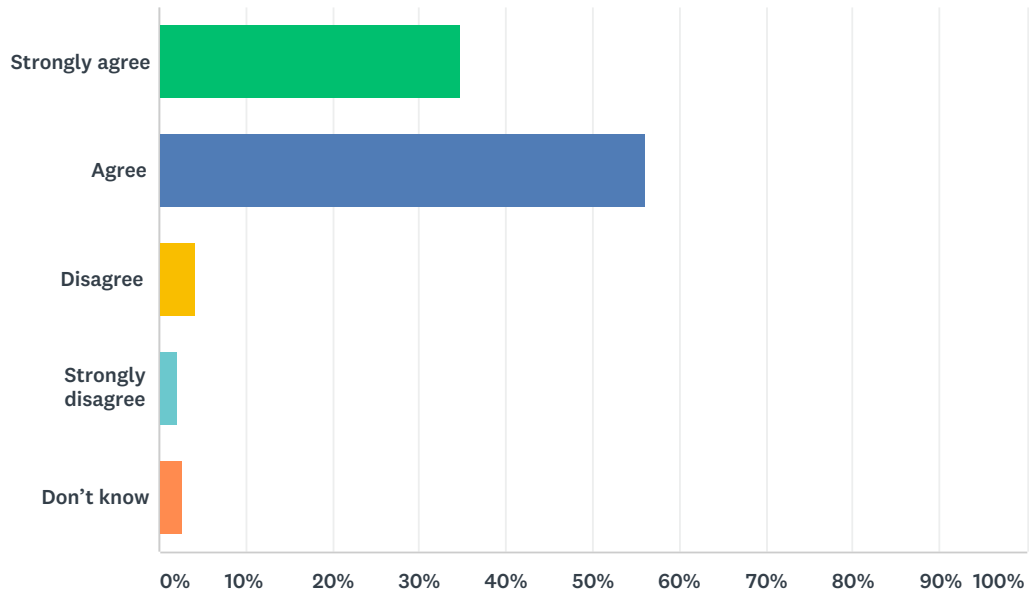
Answered: 187 Skipped: 18



ANSWER CHOICES	RESPONSES	
Strongly agree	31.02%	58
Agree	58.29%	109
Disagree	6.42%	12
Strongly disagree	2.67%	5
Don't know	1.60%	3
TOTAL		187

Q4 My child is encouraged at school to do his or her best.

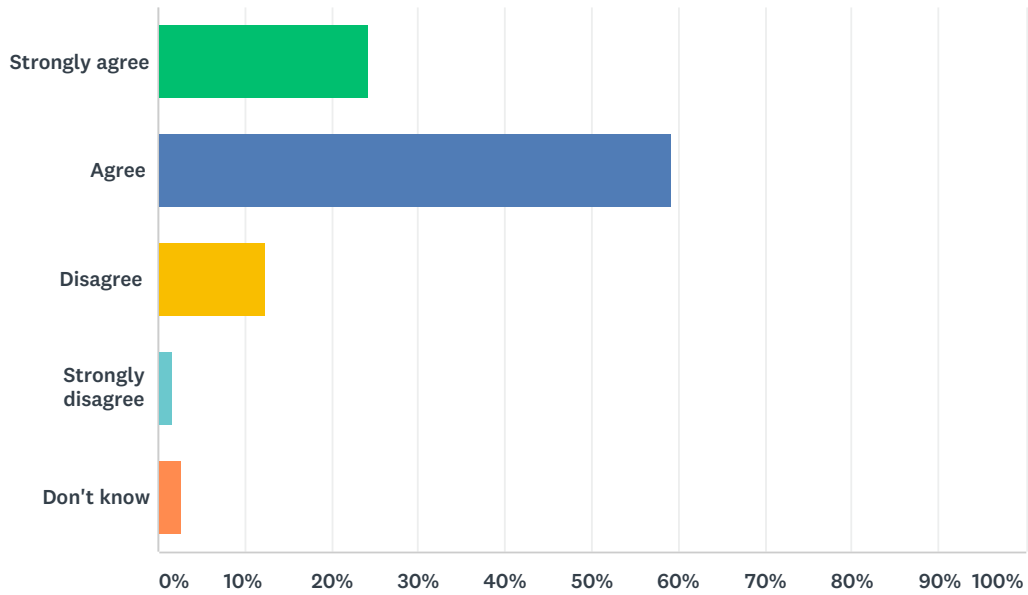
Answered: 187 Skipped: 18



ANSWER CHOICES	RESPONSES	
Strongly agree	34.76%	65
Agree	56.15%	105
Disagree	4.28%	8
Strongly disagree	2.14%	4
Don't know	2.67%	5
TOTAL		187

Q5 My child is demonstrating growth in literacy.

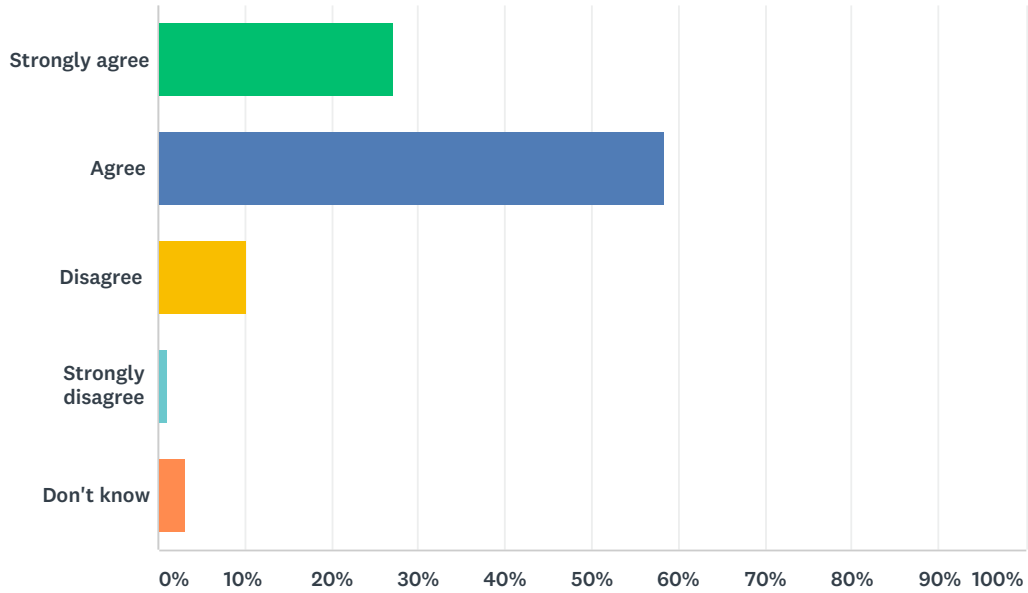
Answered: 186 Skipped: 19



ANSWER CHOICES	RESPONSES	
Strongly agree	24.19%	45
Agree	59.14%	110
Disagree	12.37%	23
Strongly disagree	1.61%	3
Don't know	2.69%	5
TOTAL		186

Q6 My child is demonstrating growth in numeracy.

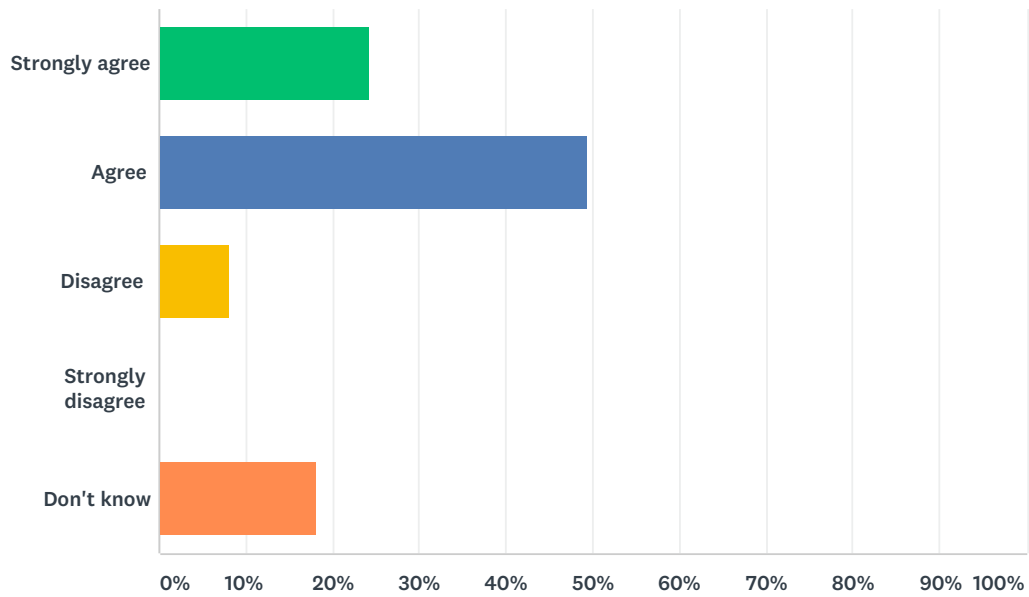
Answered: 187 Skipped: 18



ANSWER CHOICES	RESPONSES	
Strongly agree	27.27%	51
Agree	58.29%	109
Disagree	10.16%	19
Strongly disagree	1.07%	2
Don't know	3.21%	6
TOTAL		187

Q7 My child has an understanding of First Nations, Métis and Inuit culture and history.

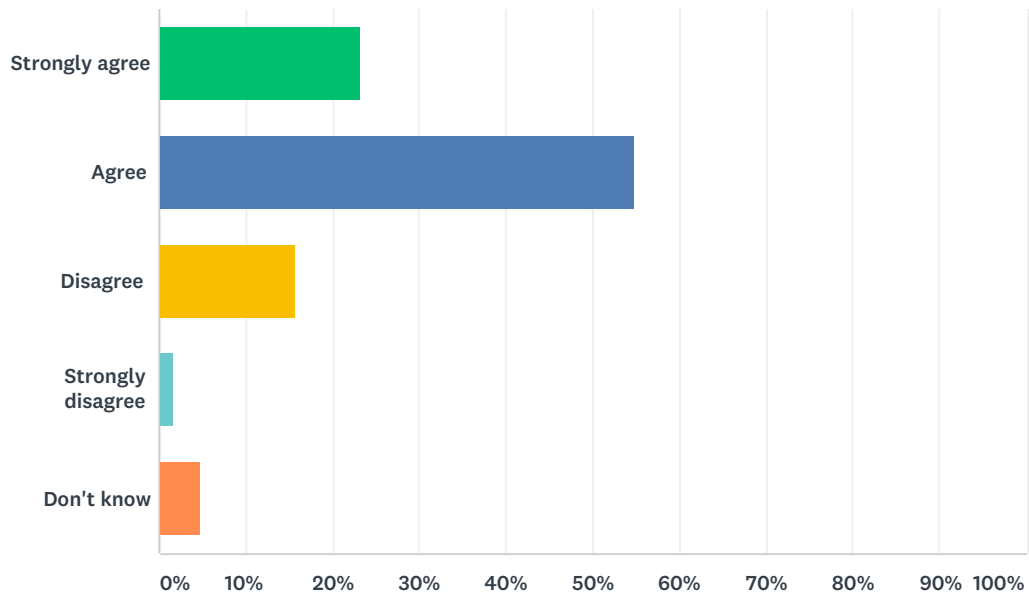
Answered: 186 Skipped: 19



ANSWER CHOICES	RESPONSES	
Strongly agree	24.19%	45
Agree	49.46%	92
Disagree	8.06%	15
Strongly disagree	0.00%	0
Don't know	18.28%	34
TOTAL		186

Q8 My child is being taught knowledge, skills and attitudes necessary to be successful in life.

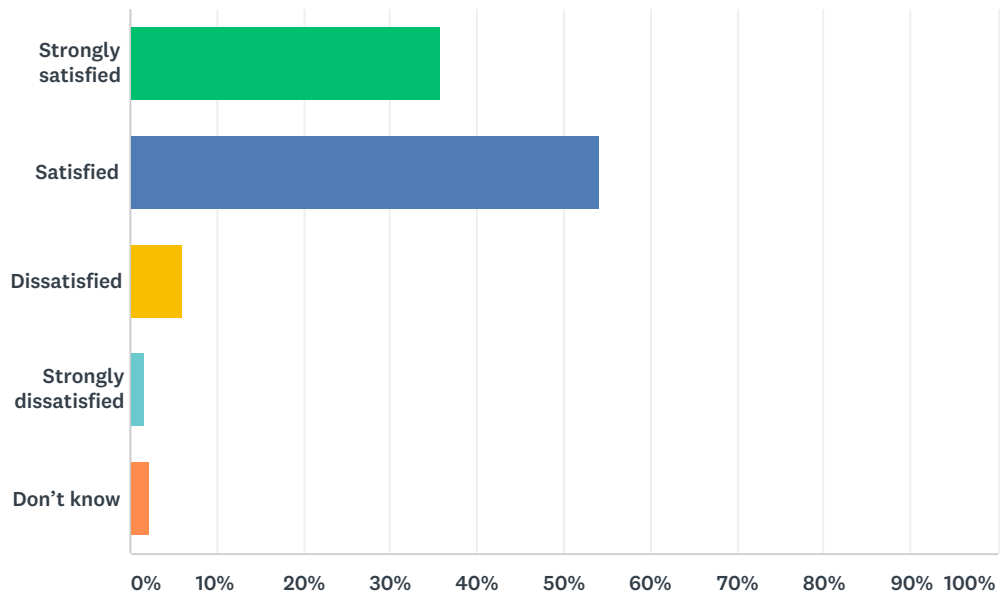
Answered: 186 Skipped: 19



ANSWER CHOICES	RESPONSES	
Strongly agree	23.12%	43
Agree	54.84%	102
Disagree	15.59%	29
Strongly disagree	1.61%	3
Don't know	4.84%	9
TOTAL		186

Q9 How satisfied are you with the quality of education your child is receiving at his or her school?

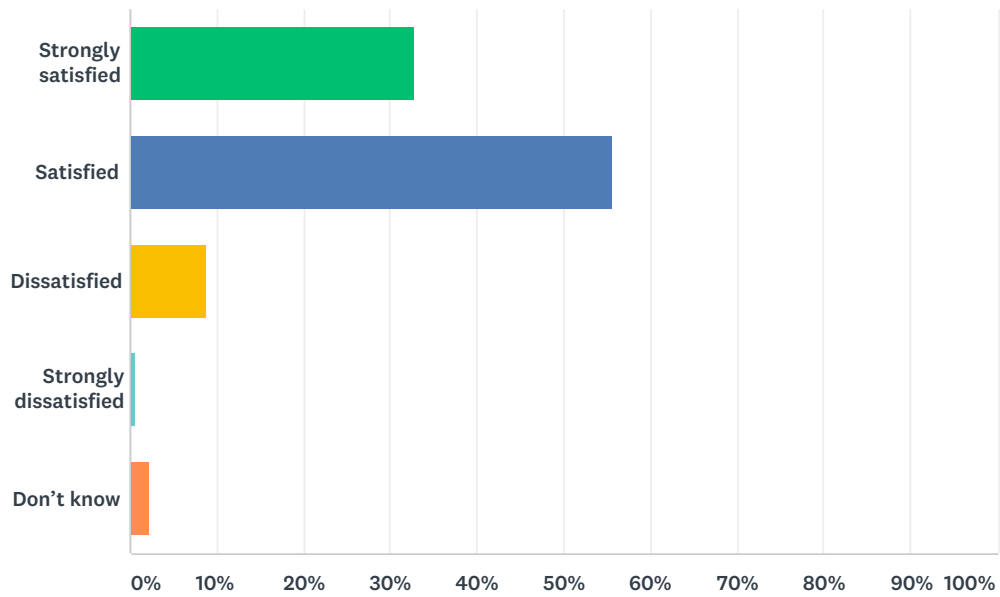
Answered: 179 Skipped: 26



ANSWER CHOICES	RESPONSES	
Strongly satisfied	35.75%	64
Satisfied	54.19%	97
Dissatisfied	6.15%	11
Strongly dissatisfied	1.68%	3
Don't know	2.23%	4
TOTAL		179

Q10 How satisfied are you with the quality of teaching at your child's school?

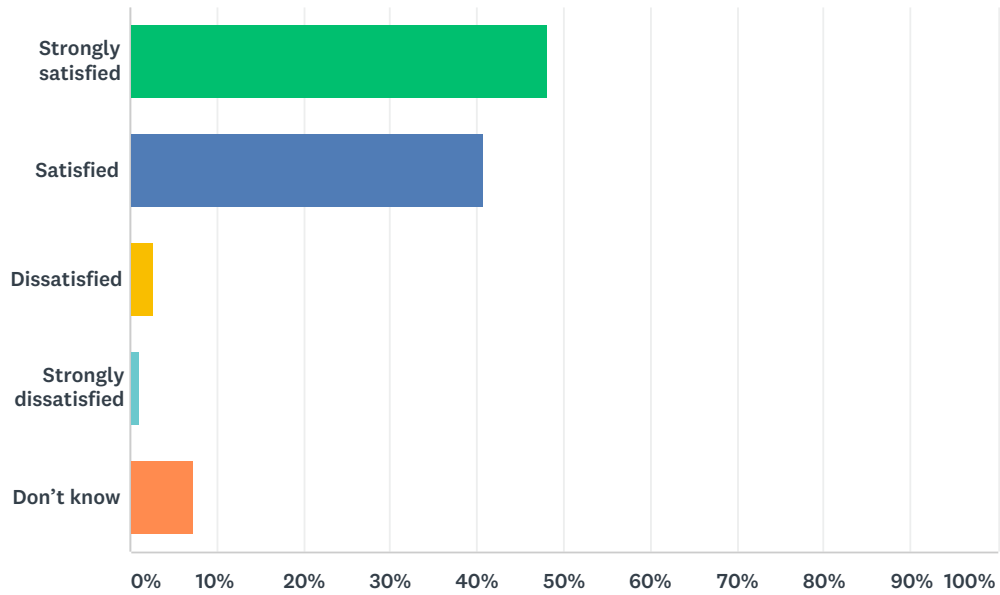
Answered: 180 Skipped: 25



ANSWER CHOICES	RESPONSES	
Strongly satisfied	32.78%	59
Satisfied	55.56%	100
Dissatisfied	8.89%	16
Strongly dissatisfied	0.56%	1
Don't know	2.22%	4
TOTAL		180

Q11 How satisfied are you with the leadership in your child's school?

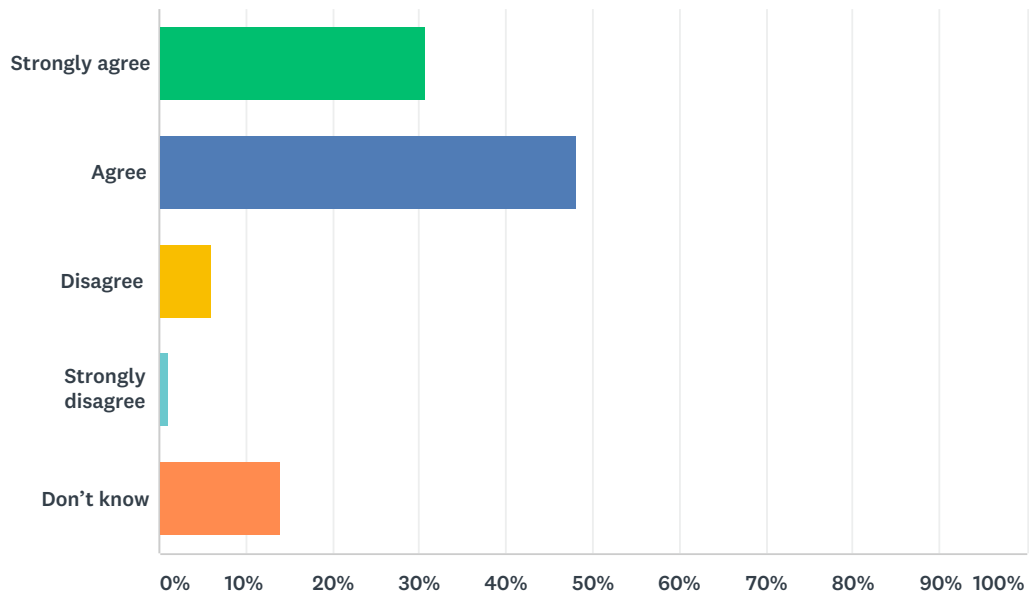
Answered: 179 Skipped: 26



ANSWER CHOICES	RESPONSES	
Strongly satisfied	48.04%	86
Satisfied	40.78%	73
Dissatisfied	2.79%	5
Strongly dissatisfied	1.12%	2
Don't know	7.26%	13
TOTAL		179

Q12 The rights and responsibilities of citizenship are reinforced in my child's school.

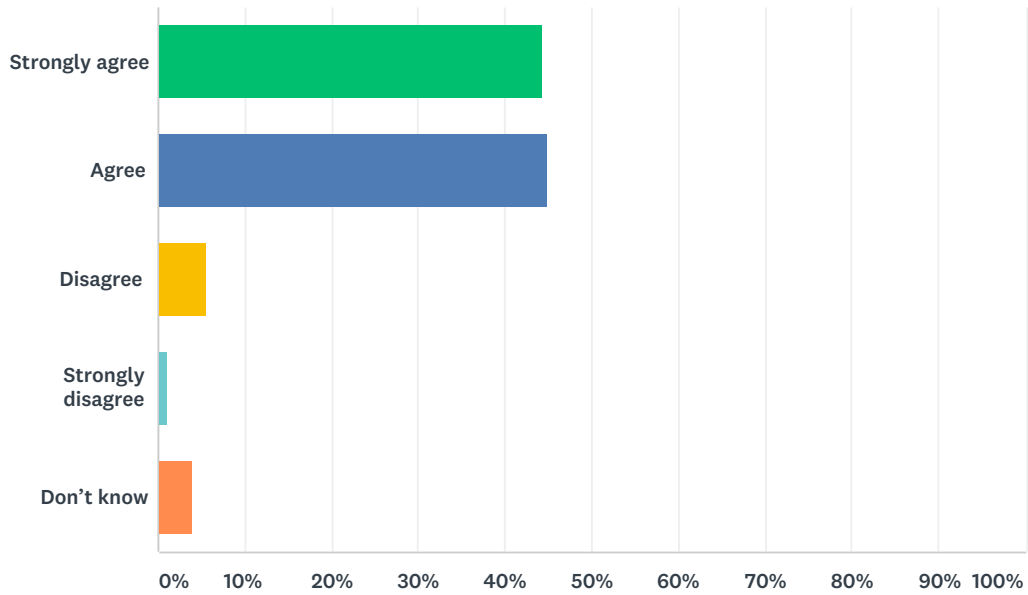
Answered: 179 Skipped: 26



ANSWER CHOICES	RESPONSES	
Strongly agree	30.73%	55
Agree	48.04%	86
Disagree	6.15%	11
Strongly disagree	1.12%	2
Don't know	13.97%	25
TOTAL		179

Q13 The school staff care about my child.

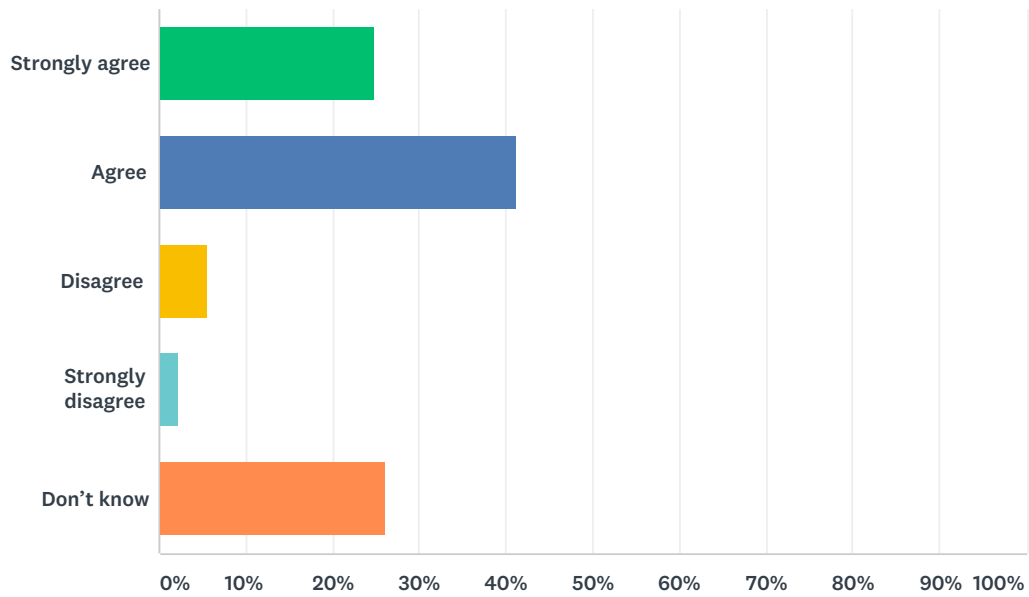
Answered: 180 Skipped: 25



ANSWER CHOICES	RESPONSES	
Strongly agree	44.44%	80
Agree	45.00%	81
Disagree	5.56%	10
Strongly disagree	1.11%	2
Don't know	3.89%	7
TOTAL		180

Q14 Discipline is handled in a fair and reasonable manner in my child's school.

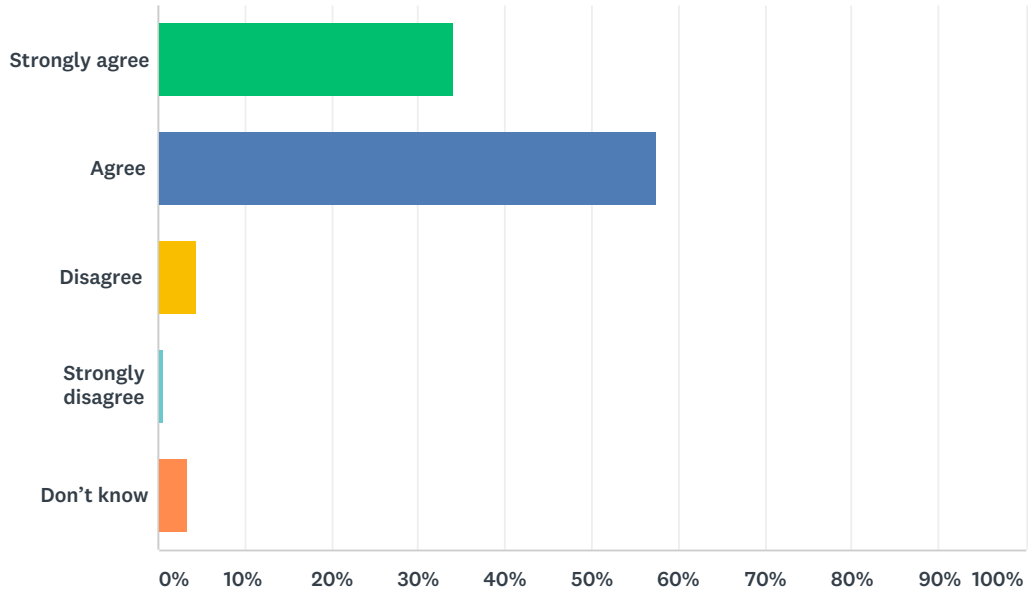
Answered: 180 Skipped: 25



ANSWER CHOICES	RESPONSES	
Strongly agree	25.00%	45
Agree	41.11%	74
Disagree	5.56%	10
Strongly disagree	2.22%	4
Don't know	26.11%	47
TOTAL		180

Q15 My child's school is safe.

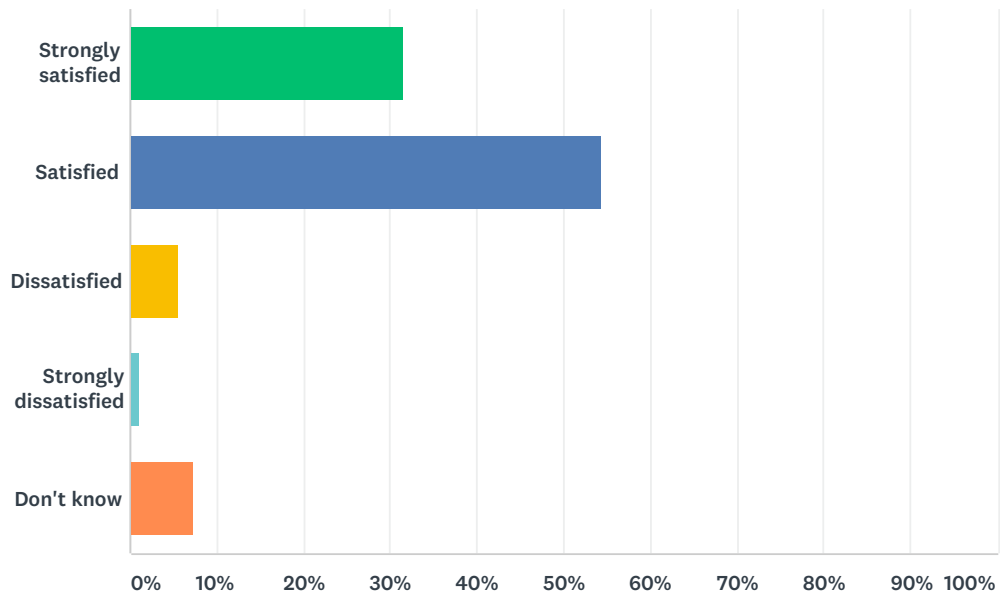
Answered: 179 Skipped: 26



ANSWER CHOICES	RESPONSES	
Strongly agree	34.08%	61
Agree	57.54%	103
Disagree	4.47%	8
Strongly disagree	0.56%	1
Don't know	3.35%	6
TOTAL		179

Q16 How satisfied are you with the resources available to support your child's learning?

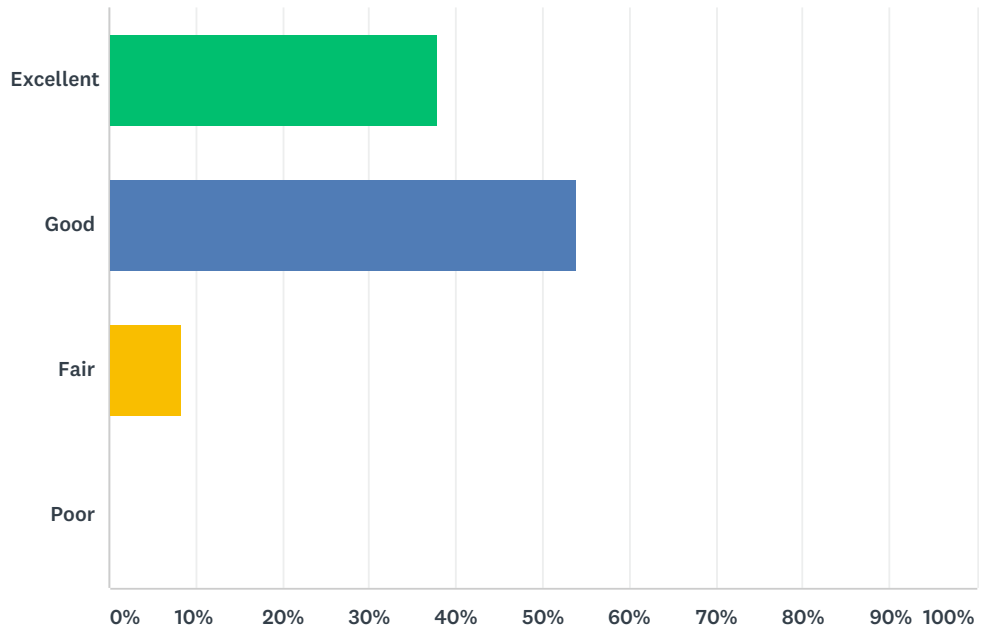
Answered: 180 Skipped: 25



ANSWER CHOICES	RESPONSES	
Strongly satisfied	31.67%	57
Satisfied	54.44%	98
Dissatisfied	5.56%	10
Strongly dissatisfied	1.11%	2
Don't know	7.22%	13
TOTAL		180

Q17 How would you rate the physical condition of your child's school?

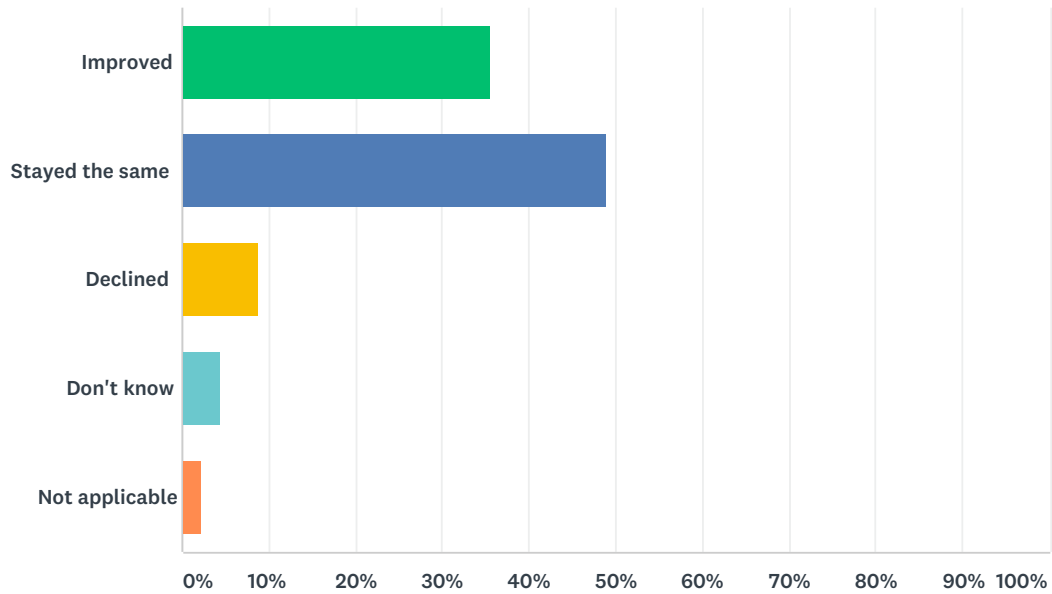
Answered: 180 Skipped: 25



ANSWER CHOICES	RESPONSES	
Excellent	37.78%	68
Good	53.89%	97
Fair	8.33%	15
Poor	0.00%	0
TOTAL		180

Q18 In your opinion, has the quality of education your child has experienced at school improved, stayed the same or declined in the past three years?

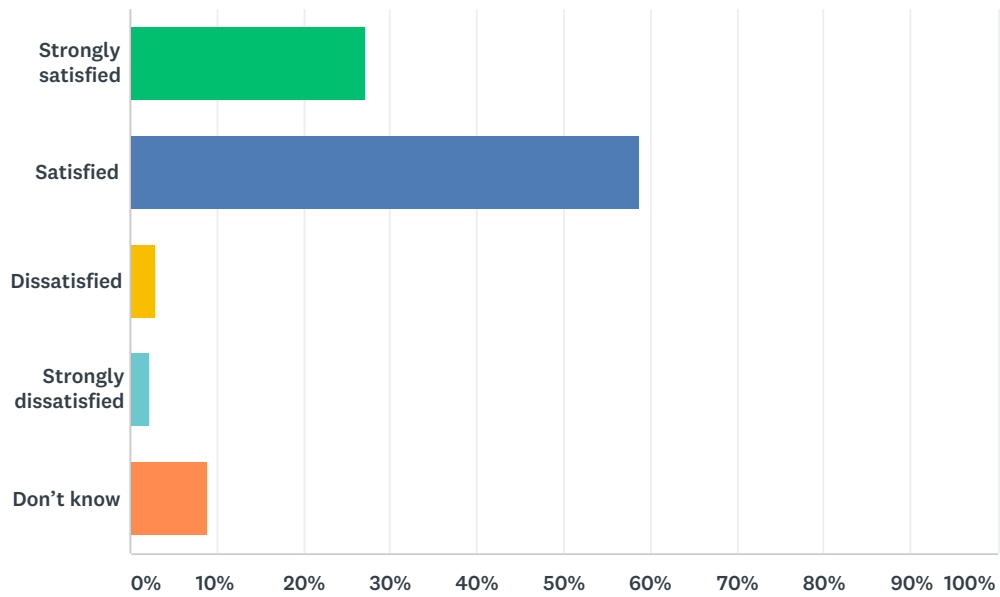
Answered: 180 Skipped: 25



ANSWER CHOICES	RESPONSES	
Improved	35.56%	64
Stayed the same	48.89%	88
Declined	8.89%	16
Don't know	4.44%	8
Not applicable	2.22%	4
TOTAL		180

Q19 How satisfied are you with the opportunity to be involved in decisions at your child's school?

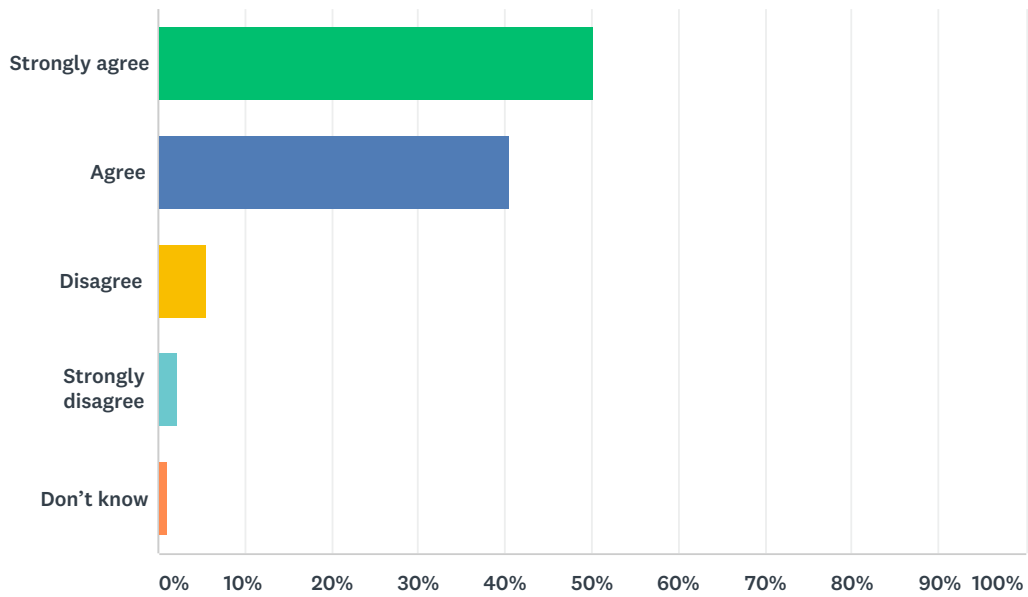
Answered: 177 Skipped: 28



ANSWER CHOICES	RESPONSES	
Strongly satisfied	27.12%	48
Satisfied	58.76%	104
Dissatisfied	2.82%	5
Strongly dissatisfied	2.26%	4
Don't know	9.04%	16
TOTAL		177

Q20 The school keeps me informed about my child's progress and achievement.

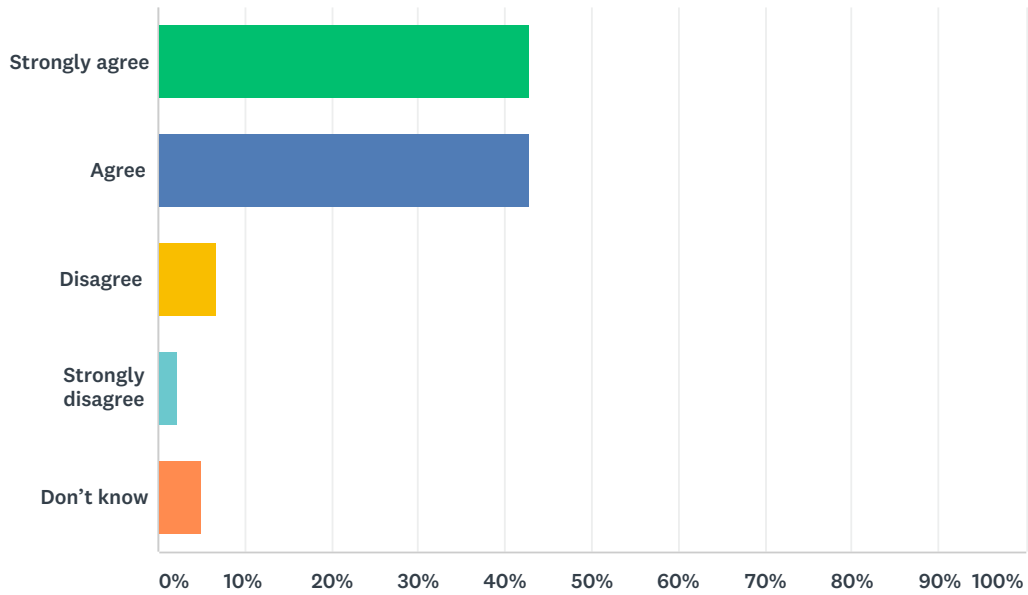
Answered: 177 Skipped: 28



ANSWER CHOICES	RESPONSES	
Strongly agree	50.28%	89
Agree	40.68%	72
Disagree	5.65%	10
Strongly disagree	2.26%	4
Don't know	1.13%	2
TOTAL		177

Q21 There is open and honest communication within my child's school.

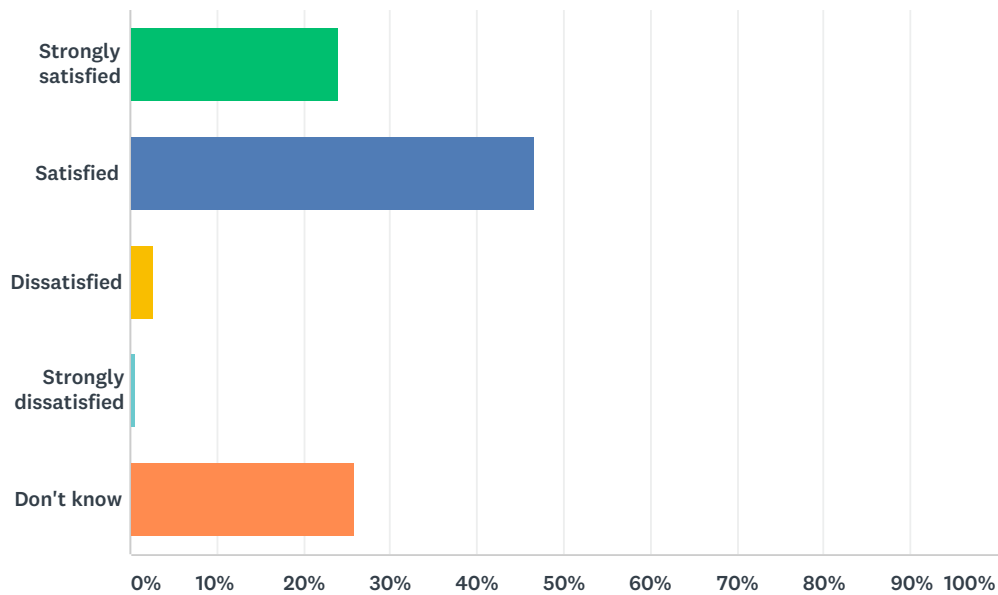
Answered: 177 Skipped: 28



ANSWER CHOICES	RESPONSES	
Strongly agree	42.94%	76
Agree	42.94%	76
Disagree	6.78%	12
Strongly disagree	2.26%	4
Don't know	5.08%	9
TOTAL		177

Q22 How satisfied are you with the community partnerships that may be established at your school? For example: Saffron, KEYS program, Green Certificate, lunch programs, after-school programs, RAP, Tools for School, Scratch Day, Entrepreneurial Adventure, scholarships/grants, etc.

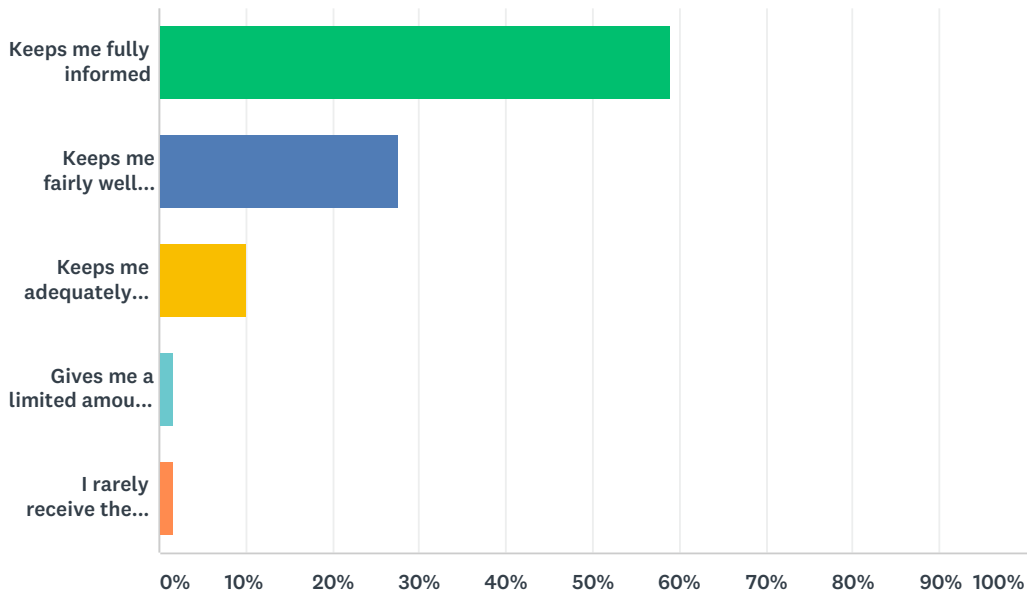
Answered: 178 Skipped: 27



ANSWER CHOICES	RESPONSES	
Strongly satisfied	24.16%	43
Satisfied	46.63%	83
Dissatisfied	2.81%	5
Strongly dissatisfied	0.56%	1
Don't know	25.84%	46
TOTAL		178

Q23 Elk Island Public Schools appreciates the opportunity to stay connected with parents about news, activities, programs and other matters of importance. What is your impression of the communication you receive from your child's school?

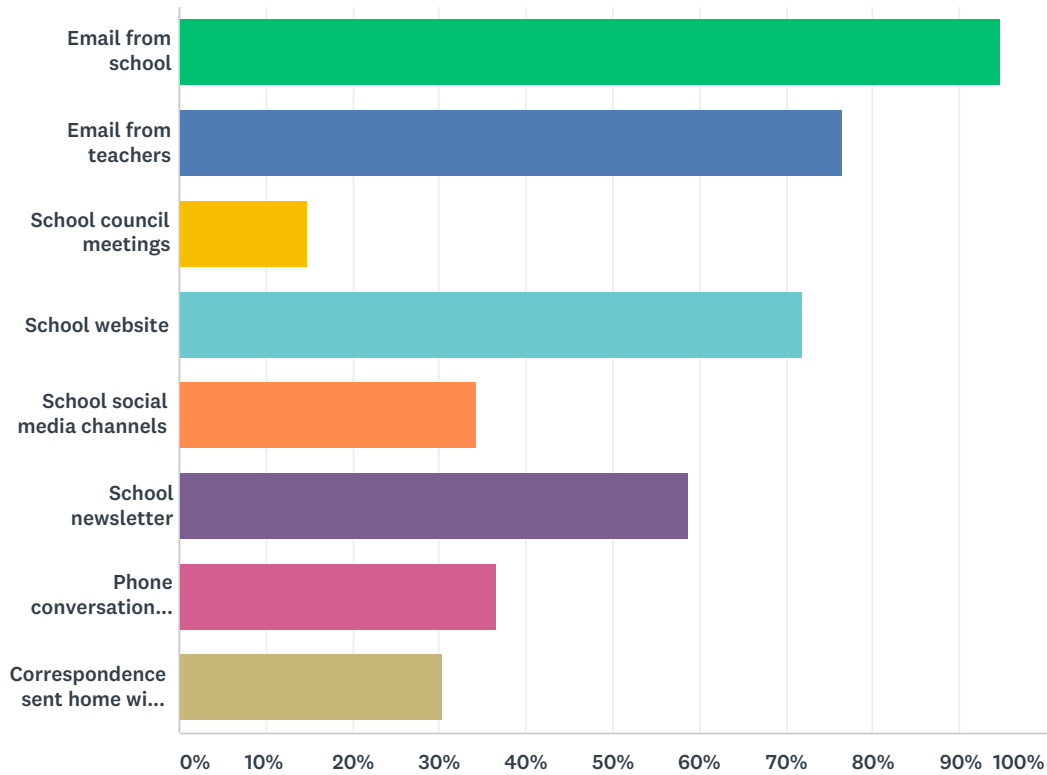
Answered: 178 Skipped: 27



ANSWER CHOICES	RESPONSES	
Keeps me fully informed	58.99%	105
Keeps me fairly well informed	27.53%	49
Keeps me adequately informed	10.11%	18
Gives me a limited amount of information	1.69%	3
I rarely receive the information I need	1.69%	3
TOTAL		178

Q24 Do you regularly make use of the following to keep up to date on school activities, programs, etc.? Check all that apply.

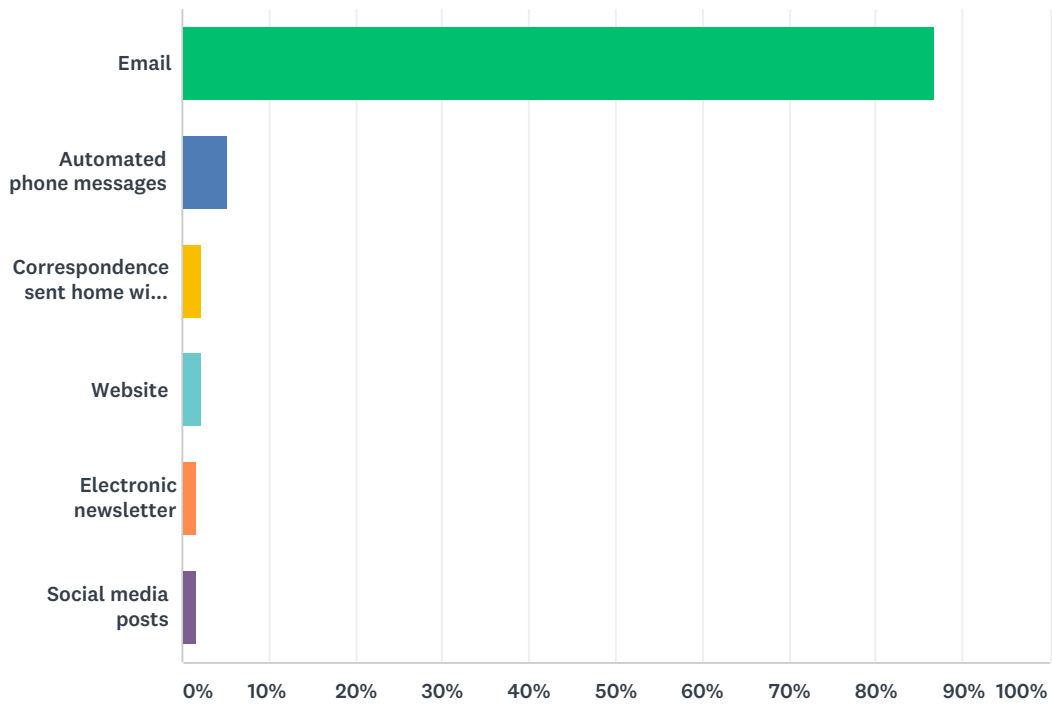
Answered: 175 Skipped: 30



ANSWER CHOICES	RESPONSES	
Email from school	94.86%	166
Email from teachers	76.57%	134
School council meetings	14.86%	26
School website	72.00%	126
School social media channels	34.29%	60
School newsletter	58.86%	103
Phone conversations with the school or teachers	36.57%	64
Correspondence sent home with your child	30.29%	53
Total Respondents: 175		

Q25 What is your most preferred method of communication from the school and Division?

Answered: 174 Skipped: 31

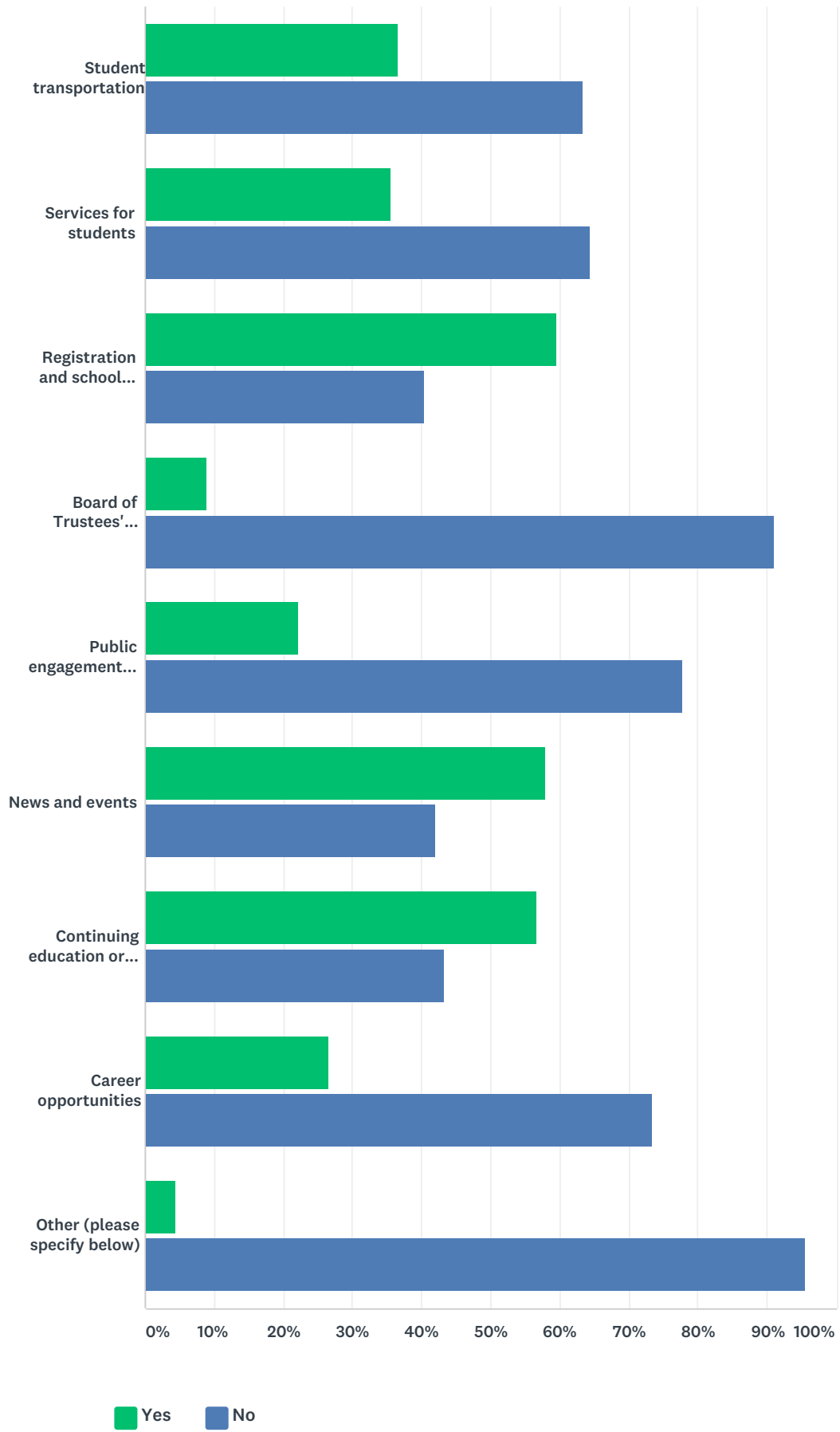


ANSWER CHOICES	RESPONSES	
Email	86.78%	151
Automated phone messages	5.17%	9
Correspondence sent home with your child	2.30%	4
Website	2.30%	4
Electronic newsletter	1.72%	3
Social media posts	1.72%	3
TOTAL		174

Q26 Do you visit the Division website (www.eips.ca) for information on:

Answered: 174 Skipped: 31

EIPS Parent Survey 2018-19



Yes No

YES	NO	TOTAL	WEIGHTED AVERAGE
-----	----	-------	------------------

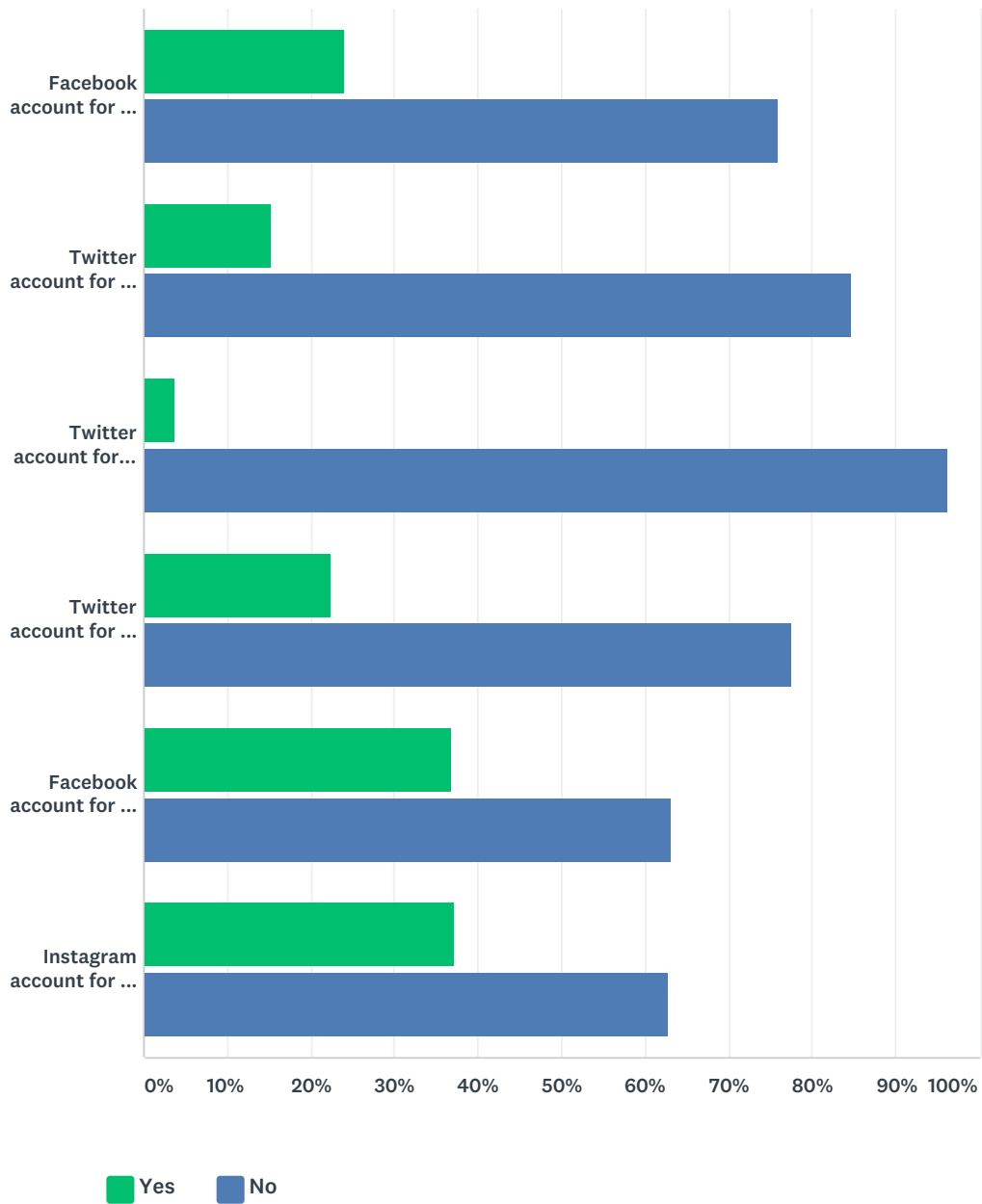
EIPS Parent Survey 2018-19

Student transportation	36.63% 63	63.37% 109	172	1.37
Services for students	35.63% 57	64.38% 103	160	1.36
Registration and school boundaries	59.52% 100	40.48% 68	168	1.60
Board of Trustees' meetings	8.92% 14	91.08% 143	157	1.09
Public engagement initiatives	22.15% 35	77.85% 123	158	1.22
News and events	57.86% 92	42.14% 67	159	1.58
Continuing education or summer courses	56.69% 89	43.31% 68	157	1.57
Career opportunities	26.58% 42	73.42% 116	158	1.27
Other (please specify below)	4.39% 5	95.61% 109	114	1.04

#	OTHER:	DATE
1	School activities	3/20/2019 2:47 PM
2	calendar, exam schedules	3/20/2019 9:11 AM
3	calendar	3/18/2019 10:38 AM
4	Division calendar for current & future school year(s)	3/18/2019 10:05 AM
5	Calendar	3/17/2019 2:19 PM
6	Schedule times & grad information	3/12/2019 6:40 AM
7	School Caendar	3/12/2019 5:18 AM

Q27 The Division and schools often share news and information on social media. Do you follow:

Answered: 175 Skipped: 30



	YES	NO	TOTAL	WEIGHTED AVERAGE
Facebook account for the Division (Facebook.com/ElkIslandPublicSchools)	24.10% 40	75.90% 126	166	1.24
Twitter account for the Division (@eips)	15.34% 25	84.66% 138	163	1.15
Twitter account for EIPS Student Transportation (@eipsST)	3.75% 6	96.25% 154	160	1.04
Twitter account for my child's school	22.29% 37	77.71% 129	166	1.22

EIPS Parent Survey 2018-19

Facebook account for my child's school, if applicable	36.90%	63.10%		
	62	106	168	1.37
<hr/>				
Instagram account for my child's school, if applicable	37.28%	62.72%		
	63	106	169	1.37